

HUDSON CITY SCHOOL DISTRICT
FINANCIAL STATEMENTS
AND SUPPLEMENTARY INFORMATION

Year Ended June 30, 2025

HUDSON CITY SCHOOL DISTRICT

TABLE OF CONTENTS

	Page
Introduction:	
Independent Auditor's Report	
Management's Discussion and Analysis	M1-M9
Basic Financial Statements:	
Statement of Net Position	1
Statement of Activities and Changes in Net Position	2
Reconciliation of Governmental Funds Balance Sheet to the Statement of Net Position	3
Reconciliation of Governmental Funds Revenues, Expenditures and Changes in Fund Balance to the Statement of Activities	4
Balance Sheet – Governmental Funds	5
Statement of Revenues, Expenditures and Changes in Fund Balance – Governmental Funds	6
Statement of Fiduciary Net Position	7
Notes to Financial Statements	9-47
Required Supplemental Information:	
Schedule of Revenues, Other Sources, Expenditures and Other Uses Compared to Budget - General Fund	48-49
Schedule of Changes in the Total OPEB Liability	50
Schedule of District's Proportionate Share of the Net Pension Asset/Liability	51
Schedule of District Contributions	52
Supplemental Information:	
Schedule of Change from Original Budget to Final Budget - General Fund	53
Schedule of Real Property Tax Law Limit - General Fund	53
Schedule of Project Expenditures - Capital Projects Fund	54
Schedule of Investment in Capital and Intangible Assets, net of Related Debt	55
Report on Internal Control over Financial Reporting and on Compliance and Other Matters based on an Audit of Financial Statements performed in accordance with <i>Government Auditing Standards</i>	56-57
Management Letter	58-61

RAYMOND G. PREUSSER, CPA, P.C.

Certified Public Accountants

P.O. Box 538

Claverack, New York 12513

Telephone: (518) 851-6650

Fax: (518) 851-6675

INDEPENDENT AUDITOR'S REPORT

To the Board of Education of the
Hudson City School District:

We have audited the accompanying financial statements of the governmental activities, each major fund, and the fiduciary funds of the Hudson City School District as of and for the year ended June 30, 2025, and the related notes to the financial statements, which collectively comprise the Hudson City School District's basic financial statements as listed in the table of contents.

Opinions

In our opinion, the accompanying financial statements referred to above present fairly, in all material respects, the respective financial position of the governmental activities, each major fund, and the fiduciary funds of the Hudson City School District, as of June 30, 2025, and the respective changes in financial position, and, where applicable, cash flows thereof for the year then ended in accordance with accounting principles generally accepted in the United States of America.

Basis for Opinions

We conducted our audit in accordance with auditing standards generally accepted in the United States of America (GAAS) and the standards applicable to financial audits contained in *Government Auditing Standards*, issued by the Comptroller General of the United States. Our responsibilities under those standards are further described in the Auditor's Responsibilities for the Audit of the Financial Statements section of our report. We are required to be independent of the Hudson City School District and to meet our other ethical responsibilities, in accordance with the relevant ethical requirements relating to our audit. We believe that the audit evidence we have obtained is sufficient and appropriate to provide a basis for our audit opinions.

Management's Responsibility for the Financial Statements

Management is responsible for the preparation and fair presentation of these financial statements in accordance with accounting principles generally accepted in the United States of America; this includes the design, implementation, and maintenance of internal control relevant to the preparation and fair presentation of financial statements that are free from material misstatement, whether due to fraud or error.

In preparing the financial statements, management is required to evaluate whether there are conditions or events, considered in the aggregate, which raise substantial doubt about the Hudson City School District's ability to continue as a going concern for twelve months beyond the financial statement date, including any currently known information that may raise substantial doubt shortly thereafter.

Auditor's Responsibility

Our objectives are to obtain reasonable assurance about whether the financial statements are free from material misstatement, whether due to fraud or error, and to issue an auditor's report that includes our opinion. Reasonable assurance is a high level of assurance but is not absolute assurance and therefore is not a guarantee that an audit conducted in accordance with GAAS and *Government Auditing Standards* will always detect a material misstatement when it exists. The risk of not detecting a material misstatement resulting from fraud is higher than for one resulting from error, as fraud may involve collusion, forgery, intentional omissions, misrepresentations, or the override of internal control. Misstatements are considered material if there is a substantial likelihood that, individually or in aggregate, they would influence the judgment made by a reasonable user based on the basic financial statements.

In performing an audit in accordance with GAAS and *Government Auditing Standards*, we

- Exercise professional judgment and maintain professional skepticism throughout the audit.
- Identify and assess the risks of material misstatement of the basic financial statements, whether due to fraud or error, and design and perform audit procedures responsive to those risks. Such procedures include examining, on a test basis, evidence regarding the amounts and disclosures in the basic financial statements.
- Obtain an understanding of internal control relevant to the audit to design audit procedures that are appropriate in the circumstances, but not for the purpose of expressing an opinion on the effectiveness of Hudson City School District's internal control. Accordingly, no such opinion is expressed.
- Conclude whether, in our judgment, there are conditions or events considered in the aggregate, which raise substantial doubt about the Hudson City School District's ability to continue as a going concern for a reasonable period.

We are required to communicate with those charged with governance regarding, among other matters, the planned scope and timing of the audit, significant auditing findings, and certain internal control-related matters that we identified during the audit.

Other Matters

Required Supplementary Information

Accounting principles generally accepted in the United States of America require that the management's discussion and analysis, budgetary comparison information and the schedule of changes in the total OPEB liability, the District's proportionate share of the net pension asset/liability, and District contributions on pages M1-M9 and 48-52 be presented to supplement the basic financial statements. Such information, although not a part of the basic financial statements, is required by the Government Accounting Standards Board, who considers it to be an essential part of financial reporting for placing the basic financial statements in an appropriate operational, economic, or historical context. We have applied certain limited procedures to the required supplementary information in accordance with auditing standards generally accepted in the United States of America, which consisted of inquiries of management about the methods of preparing the information and comparing the information for consistency with management's responses to our inquiries, the basic financial statements, and other knowledge we obtained during our audit of the basic

financial statements. We do not express an opinion or provide any assurance on the information because the limited procedures do not provide us with sufficient evidence to express an opinion or provide any assurance.

Other Information

Our audit was conducted for the purpose of forming an opinion on the financial statements that collectively comprise the Hudson City School District's basic financial statements as a whole. The other supplementary information comprises additional analysis and is not a required part of the financial statements, but is supplementary information required by the New York State Education Department. The other supplementary information has not been subjected to the auditing procedures applied in the audit of the basic financial statements and, accordingly, we do not express an opinion or provide any assurance on it.

In connection with our audit of the basic financial statements, our responsibility is to read the other information and consider whether a material inconsistency exists between the other information and the basic financial statements, or the other information otherwise appears to be materially misstated. If, based on the work performed, we conclude that an uncorrected material misstatement of the other information exists, we are required to describe it in our report.

Other Reporting Required by *Government Auditing Standards*

In accordance with *Government Auditing Standards*, we have also issued our report dated November 17, 2025, on our consideration of the Hudson City School District's internal control over financial reporting and on our tests of its compliance with certain provisions of laws, regulations, contracts and grant agreements and other matters. The purpose of this report is to describe the scope of our testing of internal control over financial reporting and compliance and the results of that testing and not to provide an opinion on internal control over financial reporting or on compliance. That report is an integral part of an audit performed in accordance with *Government Auditing Standards* in considering Hudson City School District's internal control over financial reporting and compliance.

Raymond G. Preusser, CPA, P.C.

Claverack, New York
November 17, 2025

HUDSON CITY SCHOOL DISTRICT
Management's Discussion and Analysis (MD&A)
June 30, 2025

INTRODUCTION

The Hudson City School District offers readers of the District's financial statements this narrative overview and analysis of the financial activities of the District for the fiscal year ended June 30, 2025. Please review it in conjunction with the District's financial statements and the accompanying notes to the financial statements.

FINANCIAL HIGHLIGHTS

- Net position increased from (\$86,895,720) which was restated due to implementation of GASB 101 from prior year to (\$85,268,615) for the current year.
- As of the close of this fiscal year, the District's governmental funds reported combined fund balances of \$14,288,972, an increase of \$1,113,539 in comparison with the prior year.

OVERVIEW OF THE FINANCIAL STATEMENTS

This Management's Discussion and Analysis narrative (required supplemental information) is intended to serve as an introduction to the District's basic financial statements. The District's basic financial statements are comprised of three components:

1. Districtwide Financial Statements
2. Fund Financial Statements
3. Notes to the Financial Statements

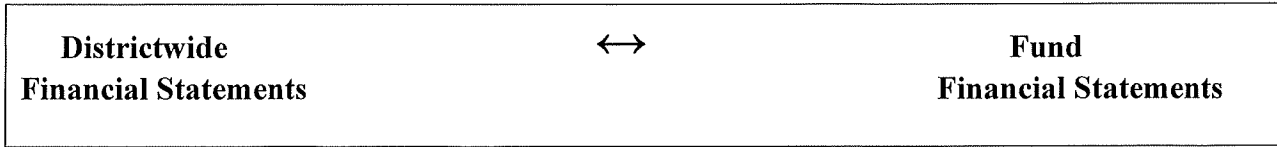
In addition to these statements, this report also includes required supplemental information and other supplemental information.

Our auditor has provided assurance in the independent auditor's report that the Basic Financial Statements are fairly stated. A different degree of assurance is being provided by the auditor regarding the supplemental information identified below. A user of this report should read the independent auditor's report carefully to ascertain the level of assurance being provided for each part in the financial statements.

Financial Statements

**Required Supplemental Information (Part A)
Management's Discussion & Analysis (MD&A)**

Basic Financial Statements



Notes to the Basic Financial Statements

Required Supplemental Information (Part B)

General Fund Budget to Actual Schedule

Changes in the Total OPEB Liability

District's Proportionate Share of the Net Pension Asset/Liability

District Contributions

Other Supplemental Information

General Fund Budget & Fund Balance Information

Capital Project Funds Schedule of Project Expenditures

Schedule of Net Investment in Capital and Intangible Assets

DISTRICTWIDE FINANCIAL STATEMENTS

The district-wide financial statements are designed to provide readers with a broad overview of the District's finances in a manner similar to a private-sector business.

The statement of net position presents information on all of the District's assets and liabilities, with the difference between the two reported as net position. Over time, increases and decreases in net position may serve as a useful indicator of whether the financial position of the District is improving or deteriorating.

The statement of activities presents information showing how the District's net position changed during the most recent fiscal year. All changes in net position are reported as soon as the underlying event giving rise to the change occurs, regardless of the timing of related cash flows. Thus, revenues and expenses are reported in this statement for some items that will only result in cash flows in future fiscal periods (e.g. certain federal/state grants earned but not yet received, unused vacation/sick leave, and proceeds from Revenue Anticipation Notes and related interest).

All of the District's services are reported in the districtwide financial statements as *governmental activities*, including general support, instruction, pupil transportation, community services, and school lunch. Property taxes, state/federal aid, and investment earnings finance most of these activities. Additionally, all capital and debt financing activities are reported here.

DISTRICTWIDE FINANCIAL ANALYSIS

Hudson City School District's Net Position June 30, 2025 and 2024

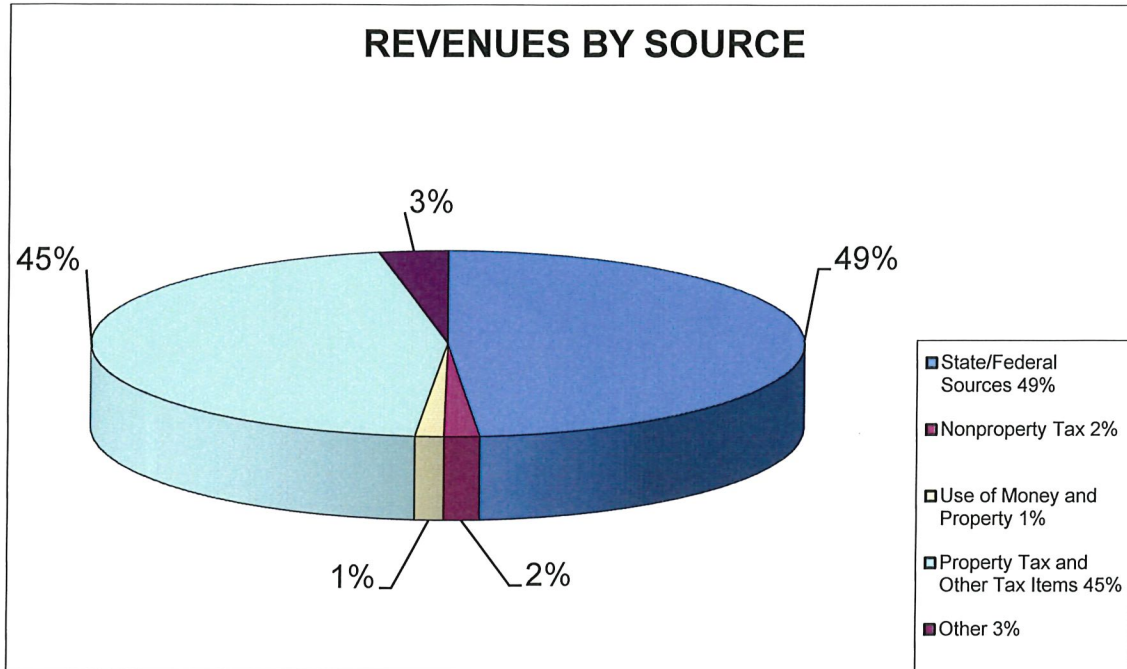
	Governmental Activities		Variance Increase (Decrease)
	2025	Restated 2024	
Current Assets	\$ 18,930,343	\$ 17,513,504	\$ 1,416,839
Capital and Intangible Assets	61,397,585	63,175,578	(1,777,993)
Net Pension Asset	2,741,151	-	2,741,151
Total Assets	<u>83,069,079</u>	<u>80,689,082</u>	<u>2,379,997</u>
Deferred Outflows of Resources	12,519,930	18,376,196	(5,856,266)
Total Assets and Outflows of Resources	<u>95,589,009</u>	<u>99,065,278</u>	<u>(3,476,269)</u>
Current Liabilities	3,759,491	3,284,634	474,857
Noncurrent Liabilities	25,007,984	29,003,088	(3,995,104)
Total OPEB Obligation	115,455,510	133,581,057	(18,125,547)
Net Pension Liability	2,544,715	3,217,849	(673,134)
Total Liabilities	<u>146,767,700</u>	<u>169,086,628</u>	<u>(22,318,928)</u>
Deferred Inflows of Resources	34,089,924	16,874,370	17,215,554
Total Liabilities and Inflows of Resources	<u>180,857,624</u>	<u>185,960,998</u>	<u>(5,103,374)</u>
Net Position:			
Investment in capital assets, net of related debt	38,070,478	35,853,367	2,217,111
Restricted	5,588,971	6,895,333	(1,306,362)
Unrestricted (deficit)	(128,928,064)	(129,644,420)	716,356
Total Net Position	<u><u>\$(85,268,615)</u></u>	<u><u>\$(86,895,720)</u></u>	<u><u>\$ 1,627,105</u></u>

**Hudson City School District's
Changes in Net Position
For the Years Ended June 30, 2025 and 2024**

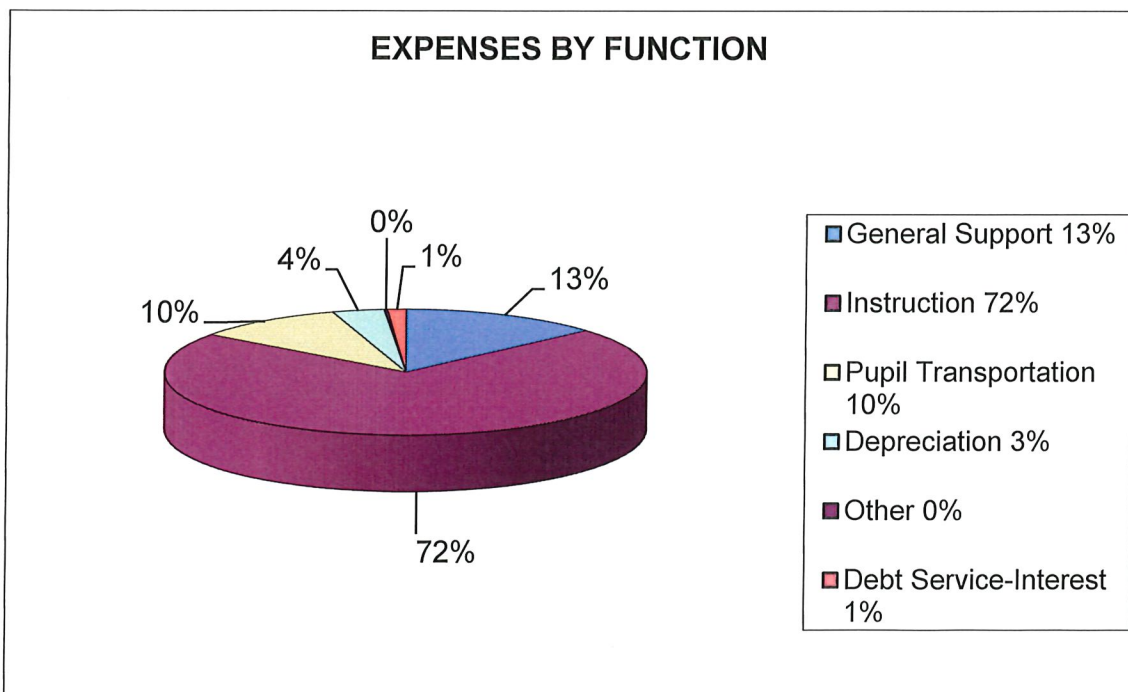
	Governmental Activities		Variance Increase (Decrease)
	2025	2024	
Revenues:			
Program Revenues:			
Charges for Services	\$ 401,217	\$ 75,957	\$ 325,260
Operating Grants and Contributions	5,054,566	4,706,921	347,645
Total Program Revenues	<u>\$ 5,455,783</u>	<u>\$ 4,782,878</u>	<u>\$ 672,905</u>
General Revenues:			
Real Property Taxes	\$ 24,494,356	\$ 23,707,042	\$ 787,314
Other Tax Items	1,273,457	1,318,843	(45,386)
Nonproperty taxes	920,787	792,449	128,338
Use of Money and Property	736,472	819,239	(82,767)
Sale of Property and Compensation for Loss	358,868	576	358,292
Miscellaneous	1,431,439	832,242	599,197
State Sources	27,147,360	26,433,588	713,772
Federal Sources	408,312	317,825	90,487
Total General Revenues	<u>56,771,051</u>	<u>54,221,804</u>	<u>2,549,247</u>
Expenses (Net of Program Revenues):			
Instruction	39,548,916	41,830,021	(2,281,105)
Support Services:			
General Support	7,391,515	7,494,762	(103,247)
Pupil Transportation	5,489,966	5,310,618	179,348
Community Service	70,212	59,423	10,789
Debt Service-Interest	689,466	851,875	(162,409)
Amortization-Leases	135,547	248,018	(112,471)
Depreciation-Unallocated	1,759,039	1,768,226	(9,187)
School Lunch	59,285	(16,302)	75,587
Total Expenses	<u>55,143,946</u>	<u>57,546,641</u>	<u>(2,402,695)</u>
Change in Net Position	<u>\$ 1,627,105</u>	<u>\$ (3,324,837)</u>	<u>\$ 4,951,942</u>

The following charts provide the percentage of breakdown of all revenues by source and all expenses by function for the entire District:

**Districtwide Revenues by Source
For the Year Ended June 30, 2025**



**Districtwide Expenses by Function
For the Year Ended June 30, 2025**



FUND FINANCIAL STATEMENTS

The fund financial statements provide more detailed information about the District's funds, focusing on its most significant or "major" funds.

A fund is a grouping of related accounts, and is used to maintain control over resources that have been segregated for specific activities or objectives. The District, like other state and local governments, uses fund accounting to ensure and demonstrate compliance with finance related legal requirements. The District establishes other funds to control and manage money for particular purposes (such as repaying its long-term debts) or to show that it is properly using certain revenues (such as federal grants). All of the funds of the District can be divided into two categories; governmental funds, and fiduciary funds.

- **Governmental funds:** All of the District's services are reported in governmental funds. Governmental fund reporting focuses on showing how money flows into and out of funds, and the balances left at year-end that are available for spending. They are reported using the modified accrual method of accounting, which measures cash and all other financial assets that can readily be converted into cash. The governmental fund statements provide a detailed short-term view of the District's operations and the services it provides. Governmental fund information helps the reader determine whether there are more or fewer financial resources available to be spent in the near future to finance the District's programs. Because this information does not encompass the additional long-term focus of the district-wide statements, additional information at the bottom of the governmental funds statements explains the relationship (or differences) between them.
- **Fiduciary funds:** The District is the trustee, or *fiduciary*, for assets that belong to others, such as the scholarship fund and the student activities funds. The District is responsible for ensuring that the assets reported in these funds are used only for their intended purposes and by those to whom the assets belong. The District excludes these activities from the district-wide financial statements because it cannot use these assets to finance its operations.

FUND FINANCIAL ANALYSIS (DISTRICT'S FUNDS)

The District's governmental funds (as presented on the balance sheet) reported a combined Fund Balance of \$14,288,972, which is above last year's total of \$13,175,433. The schedule below indicates the fund balance and the total change in fund balance by fund type as of June 30, 2025 and 2024.

	<u>Fund Balance</u> <u>2025</u>	<u>Fund Balance</u> <u>2024</u>	<u>Variance</u> <u>Increase</u> <u>(Decrease)</u>
General	\$ 12,959,699	\$ 11,791,774	\$ 1,167,925
School Lunch	582,829	642,114	(59,285)
Federal	-	-	-
Capital	(119,404)	(119,404)	-
Debt Service	865,848	860,949	4,899
Totals	<u>\$ 14,288,972</u>	<u>\$ 13,175,433</u>	<u>\$ 1,113,539</u>

General Fund

The tables that follow assist in illustrating the financial activities and balance of the general fund.

<u>Revenues:</u>	<u>2025</u>	<u>2024</u>	<u>Variance Increase (Decrease)</u>
Taxes and Other Tax Items	\$ 25,944,079	\$ 24,705,938	\$ 1,238,141
Nonproperty Taxes	920,787	792,449	128,338
Use of Money and Property	731,573	817,847	(86,274)
State/Federal Sources	27,555,672	26,751,413	804,259
Other	2,170,754	876,903	1,293,851
Operating Transfers In	13,610	-	13,610
Totals	<u>\$ 57,336,475</u>	<u>\$ 53,944,550</u>	<u>\$ 3,391,925</u>

<u>Expenses:</u>	<u>2025</u>	<u>2024</u>	<u>Variance Increase (Decrease)</u>
General Support	\$ 5,622,182	\$ 5,545,244	\$ 76,938
Instruction	25,575,583	25,282,161	293,422
Pupil Transportation	5,489,966	5,265,640	224,326
Community Service	70,212	59,423	10,789
Employee Benefits	14,419,394	12,657,309	1,762,085
Debt Service	4,971,150	5,075,706	(104,556)
Other	20,063	271,217	(251,154)
Totals	<u>\$ 56,168,550</u>	<u>\$ 54,156,700</u>	<u>\$ 2,011,850</u>

GENERAL FUND BUDGET INFORMATION

The District's budget is prepared in accordance with New York State law and is based on the modified accrual basis of accounting, utilizing cash receipts, disbursements, and encumbrances. The most significant budgeted fund is the General Fund.

The difference between the general fund's original budget and the final amended budget was \$842,150. This amount represents the increase for prior year encumbrances of \$2,150 and board approved use of reserves of \$840,000.

CAPITAL ASSETS

The District's capital assets (net of accumulated depreciation) as of June 30, 2025 are as follows:

<u>Asset Description</u>	<u>Amount</u>
Land	\$ 46,962
Construction in Progress	1,265,237
Buildings and Improvements	59,212,607
Machinery and Equipment	599,653
Vehicles	<u>79,565</u>
Total	<u>\$61,204,024</u>

The total decrease in the District's capital assets (net of accumulated depreciation) for the current fiscal year was \$1,635,498. The most significant change to the capital assets is attributable to the purchase of equipment less the depreciation expense.

DEBT

The District had debt outstanding including serial bonds in the amounts of \$23,215,000 as of June 30, 2025, a decrease over the previous year of \$3,875,000. The debt outstanding for the year ended June 30, 2025 is summarized as follows:

<u>Debt Description</u>	<u>Outstanding Balance</u>
Bonds	<u>\$ 23,215,000</u>
Totals	<u>\$ 23,215,000</u>

The District has refunding bonds outstanding, the proceeds of which are in escrow to fund other previously existing debt. The refunding was done to lower the interest payments that are paid in the future.

Under current state statutes, the District's general obligation bonded debt issues are subject to a legal limitation based on a percentage of the total full value of real property. At June 30, 2025, the District's general obligation debt was less than its total debt limit.

FACTORS BEARING ON THE DISTRICT'S FUTURE

At the time these financial statements were prepared and audited, the Hudson City School District recognized several factors that could influence its financial position in the coming years. One consideration is the expiration of the Stronger Connections grant, funded through the Bipartisan Safer Communities Act of 2022. The District was awarded over one million dollars in funding through this program which has advanced important student support initiatives. The 2025-2026 school year represents the final full academic year in which these funds will be available, with funding scheduled to conclude in September 2026.

The District continues to evaluate areas where financial efficiencies can be achieved without compromising the quality of education and essential services. The District recognizes that historic turnover in key business office positions has affected continuity and institutional knowledge, influencing the efficiency and consistency of financial operations. The District acknowledges this challenge, along with factors that impact its long-term financial health, such as changing enrollment patterns, evolving state aid formulas, and increased operational costs. In response, the District is committed to strengthening internal capacity through staff development, operational cross-training, and the enhancement of financial systems and internal controls to ensure greater stability and transparency in the years ahead.

To support long-term fiscal sustainability, the District is updating its strategic financial plan. This plan is designed to preserve the funding levels necessary to achieve the District's mission, meet operational needs, and manage fund balance responsibly. A key element of this strategy includes ongoing efforts to reduce liabilities, maintain healthy reserves, and ensure resources are aligned with student and District priorities. To foster transparency, the District has also established a Finance Committee to provide structured guidance, review financial planning initiatives, and support data-driven decision-making.

In summary, the Hudson City School District remains committed to proactive financial planning and strong fiscal accountability. Through continuous improvement of the financial systems, strategic use of the reserves, and collaborative long-range planning, the District is positioning itself to meet future challenges while sustaining educational excellence.

CONTACTING THE DISTRICT'S FINANCIAL MANAGEMENT

It is the intent of this report to provide the District's citizens, taxpayers, customers, investors, and creditors with a general overview of the District's finances and to demonstrate the District's accountability for the funds it receives. Questions concerning any of the information provided in this report or requests for additional financial information should be addressed to the following:

Christy Ferri, Executive Director of Business and Finance
Hudson City School District
215 Harry Howard Avenue
Hudson, New York 12534
(518) 828-4360, x2100

HUDSON CITY SCHOOL DISTRICT
STATEMENT OF NET POSITION
June 30, 2025

ASSETS

Unrestricted cash	\$ 7,887,204	
Restricted cash	4,856,568	
Taxes receivable	1,079,673	
State and federal aid receivable	4,521,024	
Due from other governments	561,045	
Inventories	24,829	
Net pension asset	2,741,151	
Intangible lease assets, net	193,561	
Capital assets, net	61,204,024	
Total Assets	61,204,024	\$ 83,069,079

DEFERRED OUTFLOWS OF RESOURCES

Pensions	\$ 8,060,607	
OPEB-GASB 75	4,459,323	
Total Deferred Outflows of Resources	4,459,323	\$ 12,519,930

LIABILITIES

Current Liabilities:

Accounts payable	\$ 502,996	
Accrued liabilities	70,591	
Due to teachers' retirement system	2,121,149	
Due to employees' retirement system	211,746	
Due to other governments	739,968	
Payroll liabilities	19,767	
Unearned revenues	93,274	

Long-Term Liabilities:

Due and payable within one year

Bonds payable	4,025,000	
Leases payable	104,873	

Due and payable after one year

Bonds payable	19,190,000	
Leases payable	7,234	
Compensated absences payable	1,680,877	
Other postemployment benefits payable	115,455,510	
Net pension liability- proportionate share	2,544,715	

Total Liabilities		\$ 146,767,700
-------------------	--	----------------

DEFERRED INFLOWS OF RESOURCES

Pensions	3,480,750	
Advanced refunding premium	1,527,175	
OPEB-GASB 75	29,081,999	

Total Deferred Inflows of Resources		\$ 34,089,924
-------------------------------------	--	---------------

NET POSITION

Net Investment in Capital and Intangible Assets	38,070,478	
Restricted	5,588,971	
Unrestricted (deficit)	(128,928,064)	

Total Net Position		\$ (85,268,615)
--------------------	--	-----------------

See auditor's report. See notes to financial statements.

HUDSON CITY SCHOOL DISTRICT
STATEMENT OF ACTIVITIES AND CHANGES IN NET POSITION
For Year Ended June 30, 2025

	Expenses	Expenses Allocation	Program Revenues		Net (Expense) Revenue and Changes in Net Position
			Charges for Services	Operating Grants	
FUNCTIONS/PROGRAMS					
General support	\$ 5,557,696	\$ 1,833,819	\$ -	\$ -	\$ (7,391,515)
Instruction	28,942,215	14,519,538	380,447	3,532,390	(39,548,916)
Pupil transportation	5,827,591	-	-	337,625	(5,489,966)
Community services	70,212	-	-	-	(70,212)
Employee benefits	16,383,303	(16,383,303)	-	-	-
Debt service-interest	689,466	-	-	-	(689,466)
Amortization-leases	135,547	-	-	-	(135,547)
Depreciation	1,759,039	-	-	-	(1,759,039)
School lunch program	1,234,660	29,946	20,770	1,184,551	(59,285)
Total Functions and Programs	\$ 60,599,729	\$ -	\$ 401,217	\$ 5,054,566	(55,143,946)
GENERAL REVENUES					
Real property taxes					24,494,356
Other tax items					1,273,457
Nonproperty taxes					920,787
Use of money and property					736,472
Sale of property and compensation for loss					358,868
Miscellaneous					1,431,439
State sources					27,147,360
Federal sources					408,312
Total General Revenues					56,771,051
Change in Net Position					1,627,105
Restatement of Net Position (GASB 101)					(1,152,103)
Total Net Position - Beginning of year					(85,743,617)
Total Net Position - End of year					\$ (85,268,615)

See auditor's report. See notes to financial statements.

HUDSON CITY SCHOOL DISTRICT
RECONCILIATION OF GOVERNMENTAL FUNDS BALANCE SHEET TO THE
STATEMENT OF NET POSITION
June 30, 2025

	Total Governmental Funds	Long-term Assets, Liabilities	Reclassifications and Eliminations	Statement of Net Position Totals
ASSETS				
Unrestricted cash	\$ 7,887,204	\$ -	\$ -	\$ 7,887,204
Restricted cash	4,856,568	-	-	4,856,568
Taxes receivable	1,079,673	-	-	1,079,673
Due from other funds	4,188,930	-	(4,188,930)	-
Due from other governments	561,045	-	-	561,045
State and federal aid receivable	4,521,024	-	-	4,521,024
Inventories	24,829	-	-	24,829
Net pension asset	-	2,741,151	-	2,741,151
Intangible lease asset, net	-	193,561	-	193,561
Capital assets, (net)	-	61,204,024	-	61,204,024
Total Assets	\$ 23,119,273	\$ 64,138,736	\$ (4,188,930)	\$ 83,069,079
DEFERRED OUTFLOWS OF RESOURCES				
Pensions	\$ -	\$ 8,060,607	\$ -	8,060,607
OPEB-GASB 75	-	4,459,323	-	4,459,323
Total Deferred Outflows of Resources	\$ -	\$ 12,519,930	\$ -	\$ 12,519,930
LIABILITIES				
Accounts payable	\$ 502,996	\$ -	\$ -	\$ 502,996
Accrued liabilities	29,627	40,964	-	70,591
Bonds payable	-	23,215,000	-	23,215,000
Leases payable	-	112,107	-	112,107
Payroll liabilities	19,767	-	-	19,767
Due to other funds	4,188,930	-	(4,188,930)	-
Due to other governments	739,968	-	-	739,968
Due to teachers' retirement system	2,121,149	-	-	2,121,149
Due to employees' retirement system	211,746	-	-	211,746
Other postemployment benefits payable	-	115,455,510	-	115,455,510
Compensated absences	-	1,680,877	-	1,680,877
Unearned revenue	93,274	-	-	93,274
Net pension liability- proportionate share	-	2,544,715	-	2,544,715
Total Liabilities	\$ 7,907,457	\$ 143,049,173	\$ (4,188,930)	\$ 146,767,700
DEFERRED INFLOWS OF RESOURCES				
Pensions	\$ -	\$ 3,480,750	\$ -	\$ 3,480,750
Deferred taxes- (City)	922,844	-	(922,844)	-
Advanced refunding premium	-	1,527,175	-	1,527,175
OPEB-GASB 75	-	29,081,999	-	29,081,999
Total Deferred Inflows of Resources	922,844	34,089,924	(922,844)	34,089,924
FUND BALANCE\NET POSITION				
Total Fund Balance\Net Position	14,288,972	(100,480,431)	922,844	(85,268,615)
Total Liabilities, Deferred Inflows of Resources, and Fund Balance\Net Position	\$ 23,119,273	\$ 76,658,666	\$ (4,188,930)	\$ 95,589,009

See auditor's report. See notes to financial statements.

HUDSON CITY SCHOOL DISTRICT
RECONCILIATION OF GOVERNMENTAL FUNDS REVENUES, EXPENDITURES, AND CHANGES IN FUND
BALANCE TO THE STATEMENT OF ACTIVITIES
For Year Ended June 30, 2025

	Total Governmental Funds	Long-term Revenue, Expenses	Capital Related Items	Long-term Debt Transactions	Statement of Activities Totals
REVENUES					
Real property taxes	\$ 24,670,622	\$ (176,266)	\$ -	\$ -	\$ 24,494,356
Other tax items	1,273,457	-	-	-	1,273,457
Nonproperty taxes	920,787	-	-	-	920,787
Charges for services	380,447	-	-	-	380,447
Use of money and property	736,607	-	-	-	736,607
Sale of property and compensation for loss	358,868	-	-	-	358,868
Miscellaneous	1,524,499	-	-	-	1,524,499
State sources	28,482,357	-	-	-	28,482,357
Federal sources	4,034,821	-	-	-	4,034,821
Sales - school lunch	20,635	-	-	-	20,635
Total Revenues	<u>62,403,100</u>	<u>(176,266)</u>	<u>-</u>	<u>-</u>	<u>62,226,834</u>
EXPENDITURES					
General support	5,622,182	-	(64,486)	-	5,557,696
Instruction	29,114,426	-	(59,055)	(113,156)	28,942,215
Pupil transportation	5,827,591	-	-	-	5,827,591
Community service	70,212	-	-	-	70,212
Employee benefits	14,449,340	1,933,963	-	-	16,383,303
Debt service-Principal	3,875,000	-	-	(3,875,000)	-
-Interest	1,096,150	(406,684)	-	-	689,466
Cost of sales	1,234,660	-	-	-	1,234,660
Capital outlay	-	-	-	-	-
Amortization-leases	-	-	135,547	-	135,547
Depreciation	-	-	1,759,039	-	1,759,039
Total Expenditures	<u>61,289,561</u>	<u>1,527,279</u>	<u>1,771,045</u>	<u>(3,988,156)</u>	<u>60,599,729</u>
Excess (Deficiency) of Revenues Over Expenditures	<u>1,113,539</u>	<u>(1,703,545)</u>	<u>(1,771,045)</u>	<u>3,988,156</u>	<u>1,627,105</u>
OTHER SOURCES AND USES					
Operating transfers in	33,673	(33,673)	-	-	-
Operating transfers (out)	(33,673)	33,673	-	-	-
Total Other Sources (Uses)	<u>-</u>	<u>-</u>	<u>-</u>	<u>-</u>	<u>-</u>
Net Change for the Year (Deficit)	<u>\$ 1,113,539</u>	<u>\$ (1,703,545)</u>	<u>\$ (1,771,045)</u>	<u>\$ 3,988,156</u>	<u>\$ 1,627,105</u>

See auditor's report. See notes to financial statements.

HUDSON CITY SCHOOL DISTRICT
BALANCE SHEET- GOVERNMENTAL FUNDS
June 30, 2025

	General	Special Aid	School Lunch	Debt Service	Capital Projects	Total Governmental Funds
ASSETS						
Unrestricted cash	\$ 6,547,451	\$ 165,815	\$ 560,939	\$ -	\$ 612,999	\$ 7,887,204
Restricted cash	4,723,123	-	-	133,445	-	4,856,568
Taxes receivable	1,079,673	-	-	-	-	1,079,673
State and federal aid receivable	1,459,718	2,974,627	86,679	-	-	4,521,024
Due from other funds	2,911,573	544,954	-	732,403	-	4,188,930
Due from other governments	561,045	-	-	-	-	561,045
Inventories	-	-	24,829	-	-	24,829
Total Assets	<u>\$ 17,282,583</u>	<u>\$ 3,685,396</u>	<u>\$ 672,447</u>	<u>\$ 865,848</u>	<u>\$ 612,999</u>	<u>\$ 23,119,273</u>
LIABILITIES						
Accounts payable	\$ 472,876	\$ 28,590	\$ 1,530	\$ -	\$ -	\$ 502,996
Accrued liabilities	28,462	1,165	-	-	-	29,627
Due to teachers' retirement system	2,121,149	-	-	-	-	2,121,149
Due to employees' retirement system	211,746	-	-	-	-	211,746
Due to other governments	1,086	738,882	-	-	-	739,968
Payroll liabilities	19,767	-	-	-	-	19,767
Unearned revenue	-	93,274	-	-	-	93,274
Due to other funds	544,954	2,823,485	88,088	-	732,403	4,188,930
Total Liabilities	<u>3,400,040</u>	<u>3,685,396</u>	<u>89,618</u>	<u>-</u>	<u>732,403</u>	<u>7,907,457</u>
DEFERRED INFLOWS OF RESOURCES						
Deferred taxes- (City)	922,844	-	-	-	-	922,844
Total Deferred Inflows of Resources	<u>922,844</u>	<u>-</u>	<u>-</u>	<u>-</u>	<u>-</u>	<u>922,844</u>
FUND BALANCES						
Non-spendable	-	-	24,829	-	-	24,829
Restricted	4,723,123	-	-	865,848	-	5,588,971
Assigned	2,121,876	-	558,000	-	-	2,679,876
Unassigned (Deficit)	6,114,700	-	-	-	(119,404)	5,995,296
Total Fund Balances	<u>12,959,699</u>	<u>-</u>	<u>582,829</u>	<u>865,848</u>	<u>(119,404)</u>	<u>14,288,972</u>
Total Liabilities, Deferred Inflows of Resources and Fund Balances	<u>\$ 17,282,583</u>	<u>\$ 3,685,396</u>	<u>\$ 672,447</u>	<u>\$ 865,848</u>	<u>\$ 612,999</u>	<u>\$ 23,119,273</u>

See auditor's report. See notes to financial statements.

HUDSON CITY SCHOOL DISTRICT
STATEMENT OF REVENUES, EXPENDITURES AND CHANGES IN FUND BALANCE- GOVERNMENTAL
FUNDS
For Year Ended June 30, 2025

	General	Special Aid	School Lunch	Debt Service	Capital Projects	Total Governmental Funds

REVENUES						
Real property taxes	\$ 24,670,622	\$ -	\$ -	\$ -	\$ -	\$ 24,670,622
Other tax items	1,273,457	-	-	-	-	1,273,457
Nonproperty taxes	920,787	-	-	-	-	920,787
Charges for services	380,447	-	-	-	-	380,447
Use of money and property	731,573	-	135	4,899	-	736,607
Sale of property and compensation for loss	358,868	-	-	-	-	358,868
Miscellaneous	1,431,439	87,669	5,391	-	-	1,524,499
State sources	27,147,360	1,315,733	19,264	-	-	28,482,357
Federal sources	408,312	2,466,613	1,159,896	-	-	4,034,821
Sales	-	-	20,635	-	-	20,635
Total Revenues	<u>57,322,865</u>	<u>3,870,015</u>	<u>1,205,321</u>	<u>4,899</u>	<u>-</u>	<u>62,403,100</u>
EXPENDITURES						
General support	5,622,182	-	-	-	-	5,622,182
Instruction	25,575,583	3,538,843	-	-	-	29,114,426
Pupil transportation	5,489,966	337,625	-	-	-	5,827,591
Community services	70,212	-	-	-	-	70,212
Employee benefits	14,419,394	-	29,946	-	-	14,449,340
Debt service						
Principal	3,875,000	-	-	-	-	3,875,000
Interest	1,096,150	-	-	-	-	1,096,150
Capital outlay	-	-	-	-	-	-
Cost of sales	-	-	1,234,660	-	-	1,234,660
Total Expenditures	<u>56,148,487</u>	<u>3,876,468</u>	<u>1,264,606</u>	<u>-</u>	<u>-</u>	<u>61,289,561</u>
Excess (Deficiency) of Revenues Over Expenditures	<u>1,174,378</u>	<u>(6,453)</u>	<u>(59,285)</u>	<u>4,899</u>	<u>-</u>	<u>1,113,539</u>
OTHER SOURCES AND USES						
Operating transfers in	13,610	20,063	-	-	-	33,673
Operating transfers (out)	(20,063)	(13,610)	-	-	-	(33,673)
Total Other Sources (Uses)	<u>(6,453)</u>	<u>6,453</u>	<u>-</u>	<u>-</u>	<u>-</u>	<u>-</u>
Excess (Deficiency) of Revenues and Other Sources Over Expenditures and Other (Uses)	<u>1,167,925</u>	<u>-</u>	<u>(59,285)</u>	<u>4,899</u>	<u>-</u>	<u>1,113,539</u>
Fund Balance(Deficit)- Beginning of year	<u>11,791,774</u>	<u>-</u>	<u>642,114</u>	<u>860,949</u>	<u>(119,404)</u>	<u>13,175,433</u>
Fund Balance(Deficit)- End of year	<u>\$ 12,959,699</u>	<u>\$ -</u>	<u>\$ 582,829</u>	<u>\$ 865,848</u>	<u>\$ (119,404)</u>	<u>\$ 14,288,972</u>

See auditor's report. See notes to financial statements.

HUDSON CITY SCHOOL DISTRICT
STATEMENT OF FIDUCIARY NET POSITION
June 30, 2025

	<u>Custodial Funds</u>
ASSETS	
Cash	\$ 261,184
Due from governmental funds	<u>-</u>
Total Assets	<u><u>\$ 261,184</u></u>
 LIABILITIES	
Other liabilities	<u>\$ 73,671</u>
Total Liabilities	<u>73,671</u>
 NET POSITION	
Individuals, Organizations and Other governments	<u>187,513</u>
Total Net Position	<u><u>\$ 187,513</u></u>

See auditor's report. See notes to financial statements.

HUDSON CITY SCHOOL DISTRICT
 STATEMENT OF CHANGES IN FIDUCIARY NET POSITION
 For Year Ended June 30, 2025

	<u>Custodial Funds</u>
ADDITIONS	
Unclassified	<u>\$ 249,547</u>
Total Additions	<u>249,547</u>
DEDUCTIONS	
Other custodial activities	<u>182,030</u>
Total Deductions	<u>182,030</u>
Net Increase (Decrease) in Fiduciary Net Position	67,517
Net Position - Beginning of year	<u>119,996</u>
Net Position - End of year	<u><u>\$ 187,513</u></u>

See auditor's report. See notes to financial statements.

HUDSON CITY SCHOOL DISTRICT

NOTES TO FINANCIAL STATEMENTS

I. Summary of Significant Accounting Policies

The financial statements of the Hudson City School District have been prepared in conformity with generally accepted accounting principles (GAAP). Those principles are as prescribed by the Governmental Accounting Standards Board (GASB) which is the accepted standard-setting body for establishing governmental accounting and financial reporting principles. Significant accounting principles and policies utilized by the District are described below:

A. Reporting Entity

The Hudson City School District is governed by the laws of New York State. The District is an independent entity governed by an elected Board of Education consisting of 7 members. The President of the Board serves as the chief fiscal officer and the Superintendent is the chief executive officer. The Board is responsible for and controls all activities related to public school education within the District. Board members have authority to make decisions, power to appoint management, and primary accountability for all fiscal matters.

The reporting entity of the District is based upon criteria set forth by GASB Statement 14, The Financial Reporting Entity, as amended by GASB Statement 39, Component Units. The financial reporting entity consists of the primary government, organizations for which the primary government is financially accountable and other organizations for which the nature and significance of their relationship with the primary government are such that exclusion would cause the reporting entity's financial statements to be misleading or incomplete.

The accompanying financial statements present the activities of the District. The District is not a component unit of another reporting entity. The decision to include a potential component unit in the School District's reporting entity is based on several criteria including legal standing, fiscal dependency, and financial accountability. Based on the application of these criteria, the following is a brief review of certain entities included in the School District's reporting entity:

The Extraclassroom Activity Funds

The Extraclassroom Activity Funds of the Hudson City School District represent funds of the students of the School District. The Board of Education exercises general oversight of these funds. The Extraclassroom Activity Funds are independent of the School District with respect to its financial transactions and the designation of student management. Separate audited financial statements (cash basis) of the Extraclassroom Activity Funds are included in these financial statements. The District accounts for assets held as an agent for various student organizations in a custodial fund.

HUDSON CITY SCHOOL DISTRICT

NOTES TO FINANCIAL STATEMENTS (CONTINUED)

I. Summary of Significant Accounting Policies (Continued)

B. Joint Venture

The Hudson City School District is one of 22 component school districts in the Rensselaer-Columbia-Greene Board of Cooperative Educational Services (BOCES). A BOCES is a voluntary, cooperative association of school districts in a geographic area that share planning, services, and programs which provide educational and support activities.

BOCES are organized under Section 1950 of the Education Law. A BOCES Board is considered a corporate body. All BOCES property is held by the BOCES Board as a corporation (Section 1950(6)). In addition, BOCES Boards are considered municipal corporations to permit them to contract with other municipalities on a cooperative basis under Section 119-n(a) of the General Municipal Law.

BOCES' budget is comprised of separate budgets for administrative, program, and capital costs. Each component school district's share of administrative and capital cost is determined by resident public school district enrollment as defined in Education Law, Section 1950(4)(b)(7). In addition, component districts pay tuition or a service fee for programs in which its students participate.

There is no authority or process by which a school district can terminate its status as a BOCES component. In addition, component school districts pay tuition or a service fee for programs in which their students participate. Members of a BOCES Board are nominated and elected by their component member boards in accordance with provisions of Section 1950 of the Education Law.

During the year ended June 30, 2025, the Hudson City School District was billed \$3,260,117 for BOCES administrative and program costs. The District's share of BOCES Aid amounted to \$881,602. Financial statements for BOCES are available from the BOCES administrative office.

C. Basis of Presentation

1. Districtwide Statements

The Districtwide Statement of Net Position and the Statement of Activities present financial information about the District's governmental activities. These statements include the financial activities of the overall government in its entirety, except those that are fiduciary. Eliminations have been made to minimize the double counting of internal transactions. Governmental activities generally are financed through taxes,

HUDSON CITY SCHOOL DISTRICT

NOTES TO FINANCIAL STATEMENTS (CONTINUED)

I. Summary of Significant Accounting Policies (Continued)

C. Basis of Presentation (Continued)

1. Districtwide Statements (Continued)

State Aid, intergovernmental revenues, and other exchange and nonexchange transactions. Operating grants include operating-specific and discretionary (either operating or capital) grants, while the capital grants column reflects capital-specific grants.

The Statement of Net Position presents the financial position of the District at fiscal year-end. The Statement of Activities presents a comparison between program expenses and revenues for each function of the District's governmental activities. Direct expenses are those that are specifically associated with and are clearly identifiable to a particular function. Program revenues include charges paid by the recipients of goods or services offered by the programs, and grants and contributions that are restricted to meeting the operational or capital requirements of a particular program. Revenues that are not classified as program revenues, including all taxes, are presented as general revenues. Indirect expenses, principally employee benefits, are allocated to functional areas in proportion to the payroll expended for those areas.

2. Fund Financial Statements

The fund financial statements provide information about the District's funds, including fiduciary funds. Separate statements for each fund category (governmental and fiduciary) are presented. The emphasis of fund financial statements is on major governmental funds, each displayed in a separate column.

The District reports the following funds:

a. Major Governmental Funds

- (1) General Fund** - This is the District's primary operating fund. It accounts for all financial transactions that are not required to be accounted for in another fund.
- (2) Special Aid Fund** - These funds account for the proceeds of specific revenue sources, such as federal and state grants, which are legally restricted to expenditures for specified purposes and other activities whose funds are restricted as to use. These legal restrictions may be imposed either by governments that provide the funds, or by outside parties.

HUDSON CITY SCHOOL DISTRICT

NOTES TO FINANCIAL STATEMENTS (CONTINUED)

I. Summary of Significant Accounting Policies (Continued)

C. Basis of Presentation (Continued)

2. Fund Financial Statements (Continued)

a. Major Governmental Funds (Continued)

- (3) **School Lunch Fund** – Used to account for transactions of the District’s lunch and breakfast programs.
- (4) **Debt Service Fund** – This fund accounts for the accumulation of resources and the payment of principal and interest on long-term obligations for governmental activities.
- (5) **Capital Projects Fund** – This fund is used to account for the financial resources used for acquisition, construction, or major repair of capital facilities and other capital and intangible assets.

b. Fiduciary Funds

Fiduciary activities are those in which the District acts as trustee or agent for resources that belong to others. These activities are not included in the districtwide financial statements, because their resources do not belong to the District, and are not available to be used. There are two classes of fiduciary funds:

- (1) **Private Purpose Trust Funds** – These funds are used to account for trust arrangements in which principal and income benefits annual third party awards and scholarships for students. Established criteria govern the use of the funds and members of the District or representatives of the donors may serve on committees to determine who benefits.
- (2) **Custodial Funds** – These funds are strictly custodial in nature and do not involve the measurement of results of operations. Assets are held by the District as agent for various student groups or extraclassroom activity funds.

HUDSON CITY SCHOOL DISTRICT

NOTES TO FINANCIAL STATEMENTS (CONTINUED)

I. Summary of Significant Accounting Policies (Continued)

D. Measurement Focus and Basis of Accounting

Accounting and financial reporting treatment is determined by the applicable measurement focus and basis of accounting. Measurement focus indicates the type of resources being measured such as current financial resources or economic resources. The basis of accounting indicates the timing of transactions or events for recognition in the financial statements.

The districtwide and fiduciary fund financial statements are reported using the economic resources measurement focus and the accrual basis of accounting. Revenues are recorded when earned and expenses are recorded at the time liabilities are incurred, regardless of when the related cash transaction takes place. Nonexchange transactions, in which the District gives or receives value without directly receiving or giving equal value in exchange, include property taxes, grants and donations. On an accrual basis, revenue from property taxes is recognized in the fiscal year for which the taxes are levied. Revenues from grants and donations are recognized in the fiscal year in which all eligibility requirements have been satisfied.

The fund statements are reported using the current financial resources measurement focus and the modified accrual basis of accounting. Under this method, revenues are recognized when measurable and available. The District considers all revenues reported in the governmental funds to be available if the revenues are collected within 60 days after the end of the fiscal year.

Expenditures are recorded when the related fund liability is incurred, except for principal and interest on general long-term debt, lease liabilities, claims and judgments, and compensated absences, and other post-employment benefits, which are recognized as expenditures to the extent they have matured. General capital asset acquisitions and intangible lease assets are reported as expenditures in governmental funds. Proceeds of general long-term debt and acquisitions under capital leases are reported as other financing sources.

E. Cash and Investments

The District's cash and cash equivalents consist of cash on hand, demand deposits, and short-term investments with original maturities of three months or less from the date of acquisition. New York State law governs the District's investment policies. Resources must be deposited in FDIC-insured commercial banks or trust companies located within the State. Permissible investments include obligations of the United States Treasury, United States Agencies, repurchase agreements and obligations of New York State or its localities. Collateral is required for demand and time deposits and certificates of deposit not covered by FDIC insurance. Obligations that may be pledged as collateral are obligations of the United States and its agencies and obligations of the State and its municipalities and districts. Certain cash balances are restricted by various legal and contractual obligations, such as legal reserves and debt agreements.

HUDSON CITY SCHOOL DISTRICT

NOTES TO FINANCIAL STATEMENTS (CONTINUED)

I. Summary of Significant Accounting Policies (Continued)

F. Property Taxes

Real property taxes are levied annually by the Board of Education no later than September 1 and become a lien on July 9. Taxes are collected during the period July 15 to October 31.

The City and Counties in which the District is located enforce uncollected real property taxes. An amount representing all uncollected real property taxes must be transmitted by the City to the District within two years from the return of unpaid taxes to the city. Real property taxes receivable expected to be collected within 60 days of year-end, less similar amounts collected during this period in the preceding year are recognized as revenue. Otherwise, a deferred inflow of resources offset real property taxes receivable.

G. Restricted Resources

When an expense is incurred for purposes for which both restricted and unrestricted net assets are available, the District's policy concerning which to apply first varies with the intended use, and with the associated legal requirements, many of which are described elsewhere in these Notes to Financial Statements.

H. Interfund Transactions

The operations of the District include transactions between funds. These transactions may be temporary in nature, such as with interfund borrowings. The District typically loans resources between funds for the purpose of providing cash flow. These interfund receivables and payables are expected to be repaid within one year. Permanent transfers of funds include the transfer of expenditure and revenues to provide financing or other services.

In the districtwide statements, the amounts reported on the Statement of Net Position for interfund receivables and payables represent amounts due between different fund types (governmental activities and fiduciary funds). Eliminations have been made for all interfund receivables and payables between funds, except for those due from or to the fiduciary funds.

The governmental funds report all interfund transactions as originally recorded. Interfund receivables and payables may be netted on the accompanying governmental funds balance sheet when it is the District's practice to settle these amounts at a net balance based upon the right of legal offset.

Refer to Note IV for a detailed disclosure by individual fund for interfund receivables, payables, expenditures, and revenues activity.

HUDSON CITY SCHOOL DISTRICT

NOTES TO FINANCIAL STATEMENTS (CONTINUED)

I. Summary of Significant Accounting Policies (Continued)

I. Estimates

The preparation of financial statements in conformity with generally accepted accounting principles in the United States of America requires management to make estimates and assumptions that affect the reported amount of assets, deferred outflows of resources, liabilities, deferred inflows of resources, and disclosure of contingent assets and liabilities at the date of the financial statements and the reported revenues and expenses during the reporting period. Actual results could differ from those estimates. Estimates and assumptions are made in a variety of areas, including computation of encumbrances, compensated absences, pension costs, OPEB, potential contingent liabilities, and useful lives of long-lived assets, and intangible assets.

J. Receivables

Accounts receivables are shown gross, with uncollectible amounts recognized under the direct write-off method. No allowance for uncollectible accounts has been provided since it is believed that such an allowance would not be material.

K. Inventories and Prepaid Items

Inventories of food in the School Lunch Fund are recorded at cost on a first-in, first-out basis, or in the case of surplus food, at stated value that approximates market. Purchases of inventoriable items in other funds are recorded as expenditures at the time of purchase and are considered immaterial in amount.

Prepaid items represent payments made by the District for which benefits extend beyond year-end. These payments to vendors reflect costs applicable to future accounting periods and are recorded as prepaid items in both the districtwide and fund financial statements. These items are reported as assets on the Statement of Net Position or balance sheet using the consumption method. Under the consumption method, a current asset for the prepaid amounts is recorded at the time of purchase and an expense/expenditure is reported in the year the goods or services are consumed.

A portion of fund balance has been classified as nonspendable to indicate that inventory does not constitute an available spendable resource.

L. Other Assets/Restricted Assets

Certain proceeds from serial bonds and bond anticipation notes, as well as resources set aside for their repayment are classified as restricted assets in the districtwide financial statements and their use is limited by applicable bond covenants.

HUDSON CITY SCHOOL DISTRICT

NOTES TO FINANCIAL STATEMENTS (CONTINUED)

I. Summary of Significant Accounting Policies (Continued)

L. Other Assets/Restricted Assets (Continued)

In the districtwide financial statements, bond discounts and premiums, and any prepaid bond insurance costs are deferred and amortized over the life of the debt issue. Bond issuance costs are recognized as an expense in the period incurred.

M. Capital Assets

Capital assets are reflected in the districtwide financial statements. Capital assets are reported at historical cost or estimated historical costs, based on appraisals conducted by independent third-party professionals. Donated assets are reported at fair market value as of the date received. Additions, improvements, and other capital outlays that significantly extend the useful life of an asset are capitalized. Other costs incurred for repairs and maintenance are expensed as incurred.

Capital assets, except land, are depreciated on a straight-line basis over their estimated useful lives. Capitalization thresholds and estimated useful lives of capital assets reported in the districtwide statements are as follows:

	Capitalization Threshold	Estimated Useful Life
Site Improvements	\$ 500	20
Buildings and Improvements	\$ 500	15-50
Furniture and Equipment	\$ 500	5-15
Vehicles	\$ 500	8

N. Compensated Absences

Compensated absences consist of unpaid accumulated annual sick leave, vacation, and sabbatical time.

Sick leave eligibility and accumulation is specified in negotiated labor contracts, and in individual employment contracts. Upon retirement, resignation or death, employees may contractually receive a payment based on unused accumulated sick leave.

District employees are granted vacation in varying amounts, based primarily on length of service and service position. Some earned benefits may be forfeited if not taken within varying time periods.

HUDSON CITY SCHOOL DISTRICT

NOTES TO FINANCIAL STATEMENTS (CONTINUED)

I. Summary of Significant Accounting Policies (Continued)

N. Compensated Absences (Continued)

In the districtwide financial statements, the District recognizes a liability for compensated absences, including vacation and sick time, when employees have earned the right to the leave and it is more likely than not that the leave will be used for time off or otherwise paid in cash, or settled through other means. The liability is measured at the employee's rate of pay, including payments such as social security and Medicare taxes.

Consistent with GASB Statement 101, Accounting for Compensated Absences, in the fund statements, a liability is reported only for payments due for unused compensated absences for those employees that have obligated themselves to separate from service within the District by June 30th.

O. Accrued Liabilities and Long-Term Obligations

Payables, accrued liabilities, and long-term obligations are reported in the districtwide financial statements. In the governmental funds, payables and accrued liabilities are paid in a timely manner and in full from current financial resources.

Claims and judgments and compensated absences that will be paid from governmental funds are reported as a liability in the fund's financial statements only to the extent that they are due for payment in the current year. Bonds and other long-term obligations that will be paid from governmental funds are recognized as a liability in the fund financial statements when due.

Long-term obligations represent the District's future obligations or future economic outflows. The liabilities are reported as due in one year or due within more than one year in the Statement of Net Position.

P. Deferred Outflows of Resources

Deferred outflows of resources, in the Statement of Net Position, represents a consumption of net position that applies to a future reporting period and so will not be recognized as an outflow of resources (expense/expenditure) until that time. The District has three items that qualify for reporting in this category. The first item represents the effect of the net change in the District's proportion of the collective net pension asset or liability and the difference during the measurement period between the District's contributions and its proportionate share of total contributions to the pension systems not included in pension expense. The second item is the District's contributions to the pension systems (TRS and ERS Systems) and OPEB after the measurement date. The third item relates to OPEB reporting in the districtwide Statement of Net Position. This represents the effect of the net change in the actual and expected experience.

HUDSON CITY SCHOOL DISTRICT

NOTES TO FINANCIAL STATEMENTS (CONTINUED)

I. Summary of Significant Accounting Policies (Continued)

Q. Deferred Inflows of Resources

Deferred inflows of resources represent an acquisition of net position that applies to a future period(s) and so will not be recognized as an inflow of resources (revenue) until that time. The District has four items that qualify for reporting in this category. The first item is related to pensions reported in the Districtwide Statement of Net Position. This represents the effect of net change in the District's proportion of the collective net pension liability and difference during the measurement periods between the District's contributions and its proportionate share of total contributions to the pension systems not included in pension expense, and the net difference between projected and actual earnings on pension plan investments. The second item is related to the premium received from advanced refunding which is amortized over the life of the bond issue. The third item is related to deferred real property taxes. The fourth item is related to OPEB reported in the Districtwide Statement of Net Position. This represents the effect of the net changes of assumptions or other inputs.

R. Unearned Revenue

Unearned revenues arise when resources are received by the District before it has a legal claim to them, as when grant monies are received prior to the incurrence of qualifying expenditures or when charges for service monies are received in advance from payers prior to the services being rendered by the District. These amounts are recorded as liabilities in the financial statements. The liabilities are removed, and revenues are recognized in subsequent periods when the District has legal claim to the resources.

S. Other Benefits

Eligible District employees participate in the New York State Teachers' Retirement System or the New York State and Local Employees' Retirement System.

District employees may choose to participate in the District's elective deferred compensation plans established under Internal Revenue Code Sections 403(b) and 457.

In addition to providing pension benefits, the District provides postemployment health insurance coverage and survivor benefits to retired employees and their survivors in accordance with the provision of various employment contracts in effect at the time of retirement.

Substantially all of the District's employees may become eligible for these benefits if they reach normal retirement age while working for the District. Health care benefits are provided through plans whose premiums are based on the benefits paid during the year. The cost of providing post-retirement benefits is shared between the District and the retired employee. The District recognizes the cost of providing health insurance by recording its share of insurance premiums as an expenditure.

HUDSON CITY SCHOOL DISTRICT

NOTES TO FINANCIAL STATEMENTS (CONTINUED)

I. Summary of Significant Accounting Policies (Continued)

T. Short-Term Debt

The School District may issue Revenue and Tax Anticipation Notes in anticipation of receipt of revenues. These notes are recorded as a liability of the fund that will receive the proceeds from the issuance of the notes. The revenue anticipation and tax anticipation notes represent a liability that will be extinguished using expendable, available resources of the fund.

The District may issue budget notes up to an amount not to exceed 5% of the amount of the annual budget during any fiscal year for expenditures for which there is an insufficient or no provision made in the annual budget. The budget note must be repaid no later than the close of the second fiscal year succeeding the year in which the note was issued.

The School District may issue Bond Anticipation Notes in anticipation of proceeds from the subsequent sale of bonds. These notes are recorded as the current liability of the fund that will receive the proceeds from the issuance of bonds. State law requires that bond anticipation notes issued for capital purposes be converted to long-term financing within five years after the original issue date.

U. Equity Classifications

1. Districtwide Statements

In the districtwide statements there are three classes of net position:

Net investment in capital assets – consists of net capital assets (cost less accumulated depreciation) reduced by outstanding balances of related debt obligations from the acquisition, construction, or improvement of those assets.

Restricted net position – reports net position when constraints placed on the assets are either externally imposed by creditors (such as through debt covenants), grantors, contributors, or laws or regulations of other governments, or imposed by law through constitutional provisions or enabling legislation.

Unrestricted net position – reports all other net position that do not meet the definition of the above two classifications and are deemed to be available for general use by the District.

HUDSON CITY SCHOOL DISTRICT

NOTES TO FINANCIAL STATEMENTS (CONTINUED)

I. **Summary of Significant Accounting Policies (Continued)**

U. **Equity Classifications (Continued)**

2. **Fund Statements**

In the fund basis statements, there are five classifications of fund balance:

Non-spendable – includes amounts that cannot be spent because they are either not in spendable form or legally or contractually required to be maintained intact. Non-spendable fund balance includes the inventory recorded in the School Lunch Fund of \$24,829.

Restricted – includes amounts with constraints placed on the use of resources either externally imposed by creditors, grantors, contributors, or laws or regulations of other governments; or imposed by law through constitutional provisions or enabling legislation. All encumbrances of funds other than the General Fund are classified as restricted fund balance. The School District has established the following restricted fund balances:

1. **Encumbrances**

Encumbrance accounting, under which purchase orders, contracts and commitments of expenditures are recorded for budgetary control purposes in order to reserve applicable appropriations, is employed as a control in preventing over-expenditure of established appropriations. Open encumbrances are reported as restricted fund balance in all funds other than the General Fund, since they do not constitute expenditures or liabilities and will be honored through budget appropriations in the subsequent year.

2. **Workers' Compensation**

This reserve is used to pay for compensation benefits and other expenses authorized by Article 2 of the Workers' Compensation Law, and for payment of expenses of administering this self-insurance program. The reserve may be established by Board action, and is funded by budgetary appropriations and such other funds as may be legally appropriated. Within sixty days after the end of any fiscal year, excess amounts may either be transferred to another reserve or the excess applied to the appropriations of the next succeeding fiscal year's budget. The reserve is accounted for in the General Fund.

HUDSON CITY SCHOOL DISTRICT
NOTES TO FINANCIAL STATEMENTS (CONTINUED)

I. Summary of Significant Accounting Policies (Continued)

U. Equity Classifications (Continued)

2. Fund Statements (Continued)

3. Employee and Teachers' Retirement Contributions

This reserve is used for future employee's retirement and teacher's retirement obligations. This reserve may be established by a majority vote of the Board, and is funded by budgetary appropriations and such other reserves and funds that may be legally appropriated.

4. Tax Reduction

This reserve is used to reduce real property taxes over a period of time. The reserve is created by resolution of the Board of Education and is used to reduce real property taxes for a period not to exceed ten years. The source of funds is the proceeds from the sale of real property, after being used for any other legally required purpose.

5. Employee Benefit Accrued Liability

This reserve is used to set aside funds for the payment of accrued employee benefits due an employee upon termination of the employee's service. This reserve may be established by a majority vote of the Board, and is funded by budgetary appropriations and such other reserves and funds that may be legally appropriated. This reserve is accounted for in the General Fund.

6. Repair

This reserve is used to pay the cost of repairs to capital improvements or equipment, which repairs are of a type not recurring annually. The Board of Education without voter approval may establish a repair reserve fund by a majority vote of its members. Voter approval is required to fund this reserve. Expenditures from this reserve may be made only after a public hearing has been held, except in emergency situations. If no hearing is held, the amount expended must be repaid to the reserve fund over the next two subsequent fiscal years. This reserve is accounted for in the General Fund.

HUDSON CITY SCHOOL DISTRICT

NOTES TO FINANCIAL STATEMENTS (CONTINUED)

I. Summary of Significant Accounting Policies (Continued)

U. Equity Classifications (Continued)

2. Fund Statements (Continued)

7. Unemployment Insurance

This reserve is used to pay the cost of reimbursement to the State Unemployment Insurance Fund for payments made to claimants where the employer has elected to use the benefit reimbursement method. The reserve may be established by Board action and is funded by budgetary appropriations and such other funds as may be legally appropriated. Within sixty days after the end of any fiscal year, excess amounts may either be transferred to another reserve or the excess applied to the appropriations of the next succeeding fiscal year's budget. This reserve is accounted for in the General Fund.

Restricted fund balance includes the following:

General Fund	
Employee Retirement Contributions	\$ 562,601
Teachers' Retirement Contributions	312,662
Unemployment Insurance	200,000
Repair	660,000
Workers' Compensation	1,940,740
Employee Benefit Accrued Liability	1,047,120
Debt Service Fund	865,848
Total restricted funds	\$ 5,588,971

Committed – Includes amounts that can only be used for the specific purposes pursuant to constraints imposed by formal action of the School District's highest level of decision making, the Board of Education. The School District has no committed fund balances as of June 30, 2025.

Assigned – Includes amounts that are constrained by the School District's intent to be used for specific purposes, but are neither restricted nor committed. All encumbrances of the General Fund are classified as **Assigned Fund Balance** in the General Fund. Encumbrances reported in the General Fund amounted to \$3,104 and the appropriated fund balance amounted to \$2,118,772.

HUDSON CITY SCHOOL DISTRICT

NOTES TO FINANCIAL STATEMENTS (CONTINUED)

I. Summary of Significant Accounting Policies (Continued)

U. Equity Classifications (Continued)

2. Fund Statements (Continued)

Unassigned – Includes all other General Fund amounts that do not meet the definition of the above four classifications and are deemed to be available for general use by the District and could report a surplus or deficit. In funds other than the general fund, the unassigned classification is used to report a deficit fund balance resulting from overspending for specific purposes for which amounts had been restricted or assigned.

NYS Real Property Tax Law 1318 limits the amount of unexpended surplus funds a School District can retain to no more than 4% of the School District's budget for the General Fund for the ensuing fiscal year. Nonspendable and restricted fund balance of the General Fund are excluded from the 4% limitation. Amounts appropriated for the subsequent year and encumbrances are also excluded from the 4% limitation.

Order of Use of Fund Balance:

The District's policy is to apply expenditures against nonspendable fund balance, restricted fund balance, committed fund balance, assigned fund balance and unassigned fund balance at the end of the fiscal year. For all funds, nonspendable fund balances are determined first and then restricted fund balances for specific purposes are determined. Any remaining fund balance amounts for funds other than the General Fund are classified as restricted fund balance. In the General Fund, committed fund balance is determined next and then assigned. The remaining amounts are reported as unassigned. Assignments of fund balance cannot cause a negative unassigned fund balance.

V. New Accounting Standards

The District has adopted all current Statements of the Governmental Accounting Standards Board (GASB) that are applicable. On June 30, 2025, the District implemented the following new standards issued by GASB:

GASB has issued Statement 101, Compensated Absences, effective for the year ending June 30, 2025.

GASB has issued Statement 102, Certain Risk Disclosures, effective for the year ending June 30, 2025.

HUDSON CITY SCHOOL DISTRICT

NOTES TO FINANCIAL STATEMENTS (CONTINUED)

I. Summary of Significant Accounting Policies (Continued)

W. Future Changes in Accounting Standards (Continued)

GASB has issued Statement 103, Financial Reporting Model Improvements, effective for the year ending June 30, 2026.

GASB has issued Statement 104, Disclosure of Certain Capital Assets, effective for the year ending June 30, 2026. This statement requires certain types of capital assets to be disclosed separately in the capital assets note disclosure such as leased assets, intangible lease assets, and assets held for sale.

The school district will evaluate the impact that these pronouncements may have on its financial statements and will implement them as applicable and when material.

II. Explanation of Certain Differences between Governmental Fund Statements and Districtwide Statements

Due to differences in the measurement focus and basis of accounting used in the governmental fund statements and the districtwide statements, certain financial transactions are treated differently. The basic financial statements contain a full reconciliation of these items. The differences result primarily from the economic focus of the Statement of Activities, compared with the current financial resources focus of the governmental funds.

1. Total Fund Balances of Governmental Funds vs. Net Position of Governmental Activities:

Total fund balances of the District's governmental funds differ from "net position" of governmental activities reported in the Statement of Net Position. This difference primarily results from the additional long-term economic focus of the Statement of Net Position versus the solely current financial resources focus of the governmental fund balance sheets.

2. Statement of Revenues, Expenditures, and Changes in Fund Balance vs. Statement of Activities:

Differences between the funds Statement of Revenues, Expenditures and Changes in Fund Balance and the Statement of Activities fall into one of three broad categories:

a. Long-term revenue differences:

Long-term revenue differences arise because governmental funds report revenues only when they are considered "available", whereas the Statement of Activities reports revenues when earned. Differences in long-term expenses arise because governmental funds report on a modified accrual basis, whereas the accrual basis of accounting is used on the Statement of Activities.

HUDSON CITY SCHOOL DISTRICT

NOTES TO FINANCIAL STATEMENTS (CONTINUED)

II. Explanation of Certain Differences between Governmental Fund Statements and Districtwide Statements (Continued)

2. Statement of Revenues, Expenditures, and Changes in Fund Balance vs. Statement of Activities (Continued):

b. Capital related differences:

Capital related differences include the difference between proceeds for the sale of capital assets reported on governmental fund statements and the gain or loss on the sale of assets as reported on the Statement of Activities, and the difference between recording an expenditure for the purchase of capital items in the governmental fund statements and depreciation expense on those items as recorded in the Statement of Activities.

c. Long-term debt transaction differences:

Long-term debt transaction differences occur because both interest and principal payments are recorded as expenditures in the governmental fund statements, whereas interest payments are recorded in the Statement of Activities as incurred, and principal payments are recorded as a reduction of liabilities in the Statement of Net Position.

d. Pension differences:

Pension differences occur as a result of changes in the District's proportion of the collective net pension asset/liability and differences between the District's contributions and its proportionate share of the total contributions to the pension systems.

e. OPEB differences:

OPEB differences occur as a result of recognizing OPEB costs using the current financial resources measurement focus and the modified accrual basis of accounting, whereby expenditure is recognized for health insurance premiums and OPEB costs as they mature, versus the economic resources measurement focus and the accrual basis of accounting, whereby an expense is recognized related to the future cost of benefits in retirement over the term of employment.

The costs of building and acquiring capital assets (land, buildings, and equipment) financed from governmental funds are reported as expenditures in the year they are incurred, and the assets do not appear on the Balance Sheet. However, the Statement of Net Position includes those capital assets among the assets of the District as a whole, and their original costs are expensed annually of their useful lives.

Original cost of capital assets	\$100,033,068
Accumulated depreciation	(38,829,044)
Capital assets, net	<u>\$ 61,204,024</u>

HUDSON CITY SCHOOL DISTRICT

NOTES TO FINANCIAL STATEMENTS (CONTINUED)

II. Explanation of Certain Differences between Governmental Fund Statements and Districtwide Statements (Continued)

2. Statement of Revenues, Expenditures, and Changes in Fund Balance vs. Statement of Activities (Continued):

Long-term liabilities are reported in the Statement of Net Position, but not in the governmental funds, because they are not due and payable in the current period. Balances at year end were:

	2025	2024
Bonds payable	\$ 23,215,000	\$ 27,090,000
Leases payable	\$ 112,107	\$ 232,211
Compensated absences payable	\$ 1,680,877	\$ 528,774
OPEB obligations	\$ 115,455,510	\$ 133,581,057
Net pension liability-proportionate share	\$ 2,544,715	\$ 3,217,849

When the purchase or construction of capital assets is financed through governmental funds, the resources expended for those assets are reported as expenditures in the years they are incurred. However, in the Statement of Activities, the cost of those assets is allocated over their estimated useful lives and reported as depreciation expense. Depreciation of \$1,759,039 was more than capital expenditures of \$123,541 in the current year.

Repayment of bond and lease principal of \$3,988,156 is an expenditure in the governmental funds, but it reduces long-term liabilities in the Statement of Net Position and does not affect the Statement of Activities.

Interest on long-term debt and short-term debt in the Statement of Activities differs from the amount reported in the governmental funds because interest is recorded as an expenditure in the funds when it is due and thus requires the use of current financial resources. In the Statement of Activities, however, interest expense is recognized as the interest accrues, regardless of when it is due. The interest reported in the Statement of Activities decreased by \$406,684.

HUDSON CITY SCHOOL DISTRICT

NOTES TO FINANCIAL STATEMENTS (CONTINUED)

III. Cash and Investments

A. Deposits

The Hudson City School District's investment policies are governed by State statutes. The Hudson City School District's monies must be deposited in FDIC-insured commercial banks or trust companies located within the State. The Treasurer is authorized to use demand accounts and certificates of deposit. Permissible investments include obligations of the U.S. Treasury and U.S. Agencies, repurchase agreements, and obligations of New York State or its localities.

Collateral is required for demand and time deposits and certificates of deposit not covered by Federal Deposit Insurance. Obligations that may be pledged as collateral are: obligations of the United States and its agencies and obligations of the State and its municipalities and school districts.

Custodial credit risk is the risk that in the event of a bank failure, the District's deposits may not be returned to it. GASB directs that deposits be disclosed as exposed to custodial credit risk if they are not covered by depository insurance and the deposits are as follows:

- A. Uncollateralized
- B. Collateralized by securities held by the pledging financial institution, or
- C. Collateralized by securities held by the pledging financial institution's trust department or agent but not in the District's name.

Deposits and investments at year end were entirely covered by Federal Deposit Insurance or by collateral held by the School District's custodial bank in the School District's name.

B. Investment Pool

The Hudson City School District participates in a multi-municipal cooperation investment pool agreement pursuant to New York State General Municipal Law Article 5-G, Section 119-0, whereby it holds a portion of the investments in cooperation with other participants. On June 30, 2025, the School District held \$2,517,888 in investments consisting of various investments in securities issued by the United States and its agencies. The investments are highly liquid and considered to be cash equivalents. The investment pool is categorically exempt from the New York State collateralization requirements.

HUDSON CITY SCHOOL DISTRICT

NOTES TO FINANCIAL STATEMENTS (CONTINUED)

IV. Interfund Transaction

Interfund balances on June 30, 2025, are as follows:

	Interfund		Interfund	
	Receivable	Payable	Revenues	Expenditures
General Fund	\$ 2,911,573	\$ 544,954	\$ 13,610	\$ 20,063
Special Aid Fund	544,954	2,823,485	20,063	13,610
School Lunch Fund	-	88,088	-	-
Capital Fund	-	732,403	-	-
Debt Service Fund	732,403	-	-	-
	<u>\$ 4,188,930</u>	<u>\$ 4,188,930</u>	<u>\$ 33,673</u>	<u>\$ 33,673</u>
Total governmental activities	<u>\$ 4,188,930</u>	<u>\$ 4,188,930</u>	<u>\$ 33,673</u>	<u>\$ 33,673</u>

The District typically transfers from the General Fund to the Special Aid Fund to pay its' share of the Summer Handicapped Program.

Interfund receivables and payables, other than between governmental activities and fiduciary funds, are eliminated on the Statement of Net Position.

HUDSON CITY SCHOOL DISTRICT

NOTES TO FINANCIAL STATEMENTS (CONTINUED)

V. Capital Assets

A summary of changes in general fixed assets follows:

	Balance 7/1/2024	Additions	Deletions	Balance 6/30/2025
<u>Capital assets-not depreciated:</u>				
Land	\$ 46,962	\$ -	\$ -	\$ 46,962
Construction in progress	1,265,237	-	-	1,265,237
Total capital assets-not depreciated:	<u>1,312,199</u>	<u>-</u>	<u>-</u>	<u>1,312,199</u>
<u>Other capital assets:</u>				
Buildings and improvements	96,010,680	-	-	96,010,680
Machinery and equipment	2,469,897	123,541	98,100	2,495,338
Vehicles	214,851	-	-	214,851
Total other capital assets:	<u>98,695,428</u>	<u>123,541</u>	<u>98,100</u>	<u>98,720,869</u>
<u>Less accumulated depreciation:</u>				
Buildings and improvements	35,233,640	1,564,433	-	36,798,073
Machinery and equipment	1,817,974	175,811	98,100	1,895,685
Vehicles	116,491	18,795	-	135,286
Total accumulated depreciation	<u>37,168,105</u>	<u>1,759,039</u>	<u>98,100</u>	<u>38,829,044</u>
Other capital assets, net	<u>61,527,323</u>	<u>(1,635,498)</u>	<u>-</u>	<u>59,891,825</u>
Total	<u>\$ 62,839,522</u>	<u>\$ (1,635,498)</u>	<u>\$ -</u>	<u>\$ 61,204,024</u>

Depreciation expense for the period was shown as unallocated in the Statement of Activities.

HUDSON CITY SCHOOL DISTRICT

NOTES TO FINANCIAL STATEMENTS (CONTINUED)

VI. Pension Plans

1. General Information

New York State and Local Employees' Retirement System (ERS) and the New York State Teachers' Retirement (TRS) (the Systems).

2. Plan Descriptions and Benefits Provided

Teachers' Retirement System (TRS)

The District participates in the New York State Teachers' Retirement System (TRS). This is a cost-sharing multiple-employer retirement system. The System provides retirement benefits as well as, death and disability benefits to plan members and beneficiaries as authorized by the Education Law and the Retirement and Social Security Law of the State of New York. The System is governed by a 10-member Board of Trustees. System benefits are established under New York State Law. Membership is mandatory and automatic for all full-time teachers, teaching assistants, guidance counselors and administrators employed in New York Public Schools and BOCES who elected to participate in TRS. Once a public employer elects to participate in the System, the election is irrevocable. The New York State Constitution provides that pension membership is a contractual relationship and plan benefits cannot be diminished or impaired. Benefits can be changed for future members only by enactment of a State statute. Additional information regarding the System, may be obtained by writing to the New York State Teachers' Retirement System, 10 Corporate Woods Drive, Albany, NY 12211-2395 or by referring to the NYSSTR Comprehensive Annual Financial report which can be found on the System's website at www.nystrs.org.

Employees' Retirement System (ERS)

The District participates in the New York State and Local Employees' Retirement System (ERS). This is a cost-sharing multiple-employer retirement system. The System provides retirement benefits as well as death and disability benefits. The net position of the System is held in the New York State Common Retirement Fund (the Fund), which was established to hold all net assets and record changes in plan net position allocated to the System. The Comptroller of the State of New York serves as the trustee of the Fund and is the administrative head of the System. System benefits are established under the provisions of the New York State Retirement and Social Security Law (RSSL). Once a public employer elects to participate in the System, the election is irrevocable. The New York State Constitution provides that pension membership is a contractual relationship and plan benefits cannot be diminished or impaired. Benefits can be changed for future members only by enactment of a State statute. The District also participates in the Public Employees' Group Life Insurance Plan (GLIP), which provides death benefits in the form of life insurance. The System is included in the State's financial report as a pension trust fund. That report, including information with regard to benefits provided, may be found at www.osc.state.ny.us/retire/publications/index.php or obtained by writing to the New York State and Local Retirement System, 110 State Street, Albany, NY 12244.

HUDSON CITY SCHOOL DISTRICT

NOTES TO FINANCIAL STATEMENTS (CONTINUED)

VI. Pension Plans (Continued)

The Systems are noncontributory except for employees who joined after July 27, 1976, who contribute 3 percent of their salary for the first ten years of membership, and employees who joined on or after January 1, 2010, who generally contribute 3.0 to 3.5 percent of their salary for their entire length of service. In addition, employee contribution rates under ERS tier VI vary based on a sliding salary scale. For ERS, the Comptroller annually certifies the actuarially determined rates expressly used in computing the employers' contributions based on salaries paid during the Systems' fiscal year ending March 31. For TRS, contribution rates are established annually by the New York State Teachers' Retirement Board pursuant to Article 11 of the Education law.

Contributions for the current year and two preceding years were equal to 100 percent of the contributions required, and were as follows:

Contributions

	ERS	TRS
2025	\$635,433	\$1,913,034
2024	\$580,592	\$2,044,140
2023	\$621,478	\$1,846,735

3. Pension Liabilities, Pension Expense, and Deferred Outflows of Resources and Deferred Inflows of Resources Related to Pensions

On June 30, 2025, the District reported the following (asset)/liability for its proportionate share of the net pension (asset)/liability for each of the Systems. The net pension (asset)/liability was measured as of March 31, 2025, for ERS and June 30, 2024, for TRS. The total pension (asset)/liability used to calculate the net pension (asset)/liability was determined by an actuarial valuation. The District's proportion of the net pension (asset)/liability was based on a projection of the District's long-term share of contributions to the Systems relative to the projected contributions of all participating members, actuarially determined. This information was provided by the ERS and TRS Systems in reports provided to the District.

	<u>ERS</u>	<u>TRS</u>
Measurement date	31-Mar-25	30-Jun-24
Net pension liability/(asset)	\$2,544,715	(\$2,741,151)
District's portion of the Plan's total net pension liability	.0148417%	.091874%
Change in proportion since the prior measurement date	.0006249%	(.006462%)

HUDSON CITY SCHOOL DISTRICT

NOTES TO FINANCIAL STATEMENTS (CONTINUED)

VI. Pension Plans (Continued)

For the year ended June 30, 2025, the District's recognized pension expense of \$553,897 for ERS and \$1,591,566 for TRS. On June 30, 2025, the District reported deferred outflows of resources and deferred inflows of resources related to pensions from the following sources:

	<u>Deferred Outflows of Resource</u>		<u>Deferred Inflows of Resources</u>	
	<u>ERS</u>	<u>TRS</u>	<u>ERS</u>	<u>TRS</u>
Differences between expected and actual experience	\$631,615	\$2,951,717	\$29,794	\$0
Changes of assumptions	106,720	1,639,764	0	275,824
Net difference between projected and actual earnings on pension plan investments	199,651	0	0	3,045,653
Changes in proportion and differences between the District's contributions and proportionate share of contributions	74,918	386,483	88,101	41,378
District's contributions subsequent to the measurement date	211,746	1,857,993	0	0
Total	\$1,224,650	\$6,835,957	\$117,895	\$3,362,855

District contributions subsequent to the measurement date which will be recognized as a reduction of the net pension liability in the year ended June 30, 2025. Other amounts reported as deferred outflows of resources and deferred inflows of resources related to pensions will be recognized in pension expense as follows:

	<u>ERS</u>	<u>TRS</u>
Year ended:		
2025	\$ -	\$ (1,343,541)
2026	\$422,325	\$ 3,425,658
2027	\$656,044	\$ (474,269)
2028	(\$215,904)	\$ (553,123)
2029	\$32,546	\$ 394,674
2030	\$0	\$ -
Thereafter	\$0	\$ 165,710

HUDSON CITY SCHOOL DISTRICT

NOTES TO FINANCIAL STATEMENTS (CONTINUED)

VI. Pension Plans (Continued)

4. Actuarial Assumptions

The total pension liability as of the measurement date was determined by using an actuarial valuation as noted in the table below, with update procedures used to roll forward the total pension liability to the measurement date. The actuarial valuations used the following actuarial assumptions:

Significant actuarial assumptions used in the valuations were as follows:

	<u>ERS</u>	<u>TRS</u>
Measurement date	March 31, 2025	June 30, 2024
Actuarial valuation date	April 1, 2024	June 30, 2023
Interest rate	5.9%	6.95%
Salary scale	4.30%	1.95%-5.18%
Decrement tables	April 1, 2015 - March 31, 2020 System's Experience	July 1, 2015 - June 30, 2020 System's Experience
Inflation rate	2.9%	2.40%
COLA's	1.5%	1.30%

For ERS, annuitant mortality rates are based on April 1, 2015 – March 31, 2020, System’s experience with adjustments for mortality improvements based on MP-2021. For TRS, annuitant mortality rates are based on July 1, 2015 – June 30, 2020, System’s experience with adjustments for mortality improvements based on Society of Actuaries Scale MP-2022.

For ERS, the actuarial assumptions used in the April 1, 2022, valuation are based on the results of an actuarial experience study for the period April 1, 2015 – March 31, 2020. For TRS, the actuarial assumptions used in the June 30, 2021, valuation are based on the results of an actuarial experience study for the period July 1, 2015 – June 30, 2020.

HUDSON CITY SCHOOL DISTRICT

NOTES TO FINANCIAL STATEMENTS (CONTINUED)

VI. Pension Plans (Continued)

The long-term rate of return on pension plan investments was determined using a building block method in which best estimate ranges of expected future real rates of return (expected returns net of investment expense and inflation) are developed for each major asset class. These ranges are combined to produce the long-term expected rate of return by weighing the expected future real rates of return by each the target asset allocation percentage and by adding expected inflation. Best estimates of the arithmetic real rates of return for each major asset class included in the target asset allocation are summarized below:

Measurement date	<u>ERS</u>	<u>TRS</u>
	March 31, 2025	June 30, 2024
<u>Asset Type</u>	<u>%</u>	<u>%</u>
Domestic Equities	3.54%	6.60%
International Equities	6.57%	7.40%
Global equities	0.00%	6.90%
Private Equity	7.25%	10.00%
Real Estate Equity	4.95%	6.30%
Opportunistic/ARS portfolio	5.25%	0.00%
Credit	5.40%	0.00%
Domestic fixed income securities	0.00%	2.60%
Global bonds	0.00%	2.50%
Private debt	0.00%	5.90%
Absolute return strategies	5.38%	0.00%
Real estate debt	0.00%	3.90%
Cash Equivalents	0.25%	0.50%
High yield fixed income securities	2.00%	4.80%
Real assets	5.55%	0.00%

5. Discount Rate

The discount rate used to calculate the total pension liability was 5.9 % for ERS and 6.95% for TRS. The projection of cash flows used to determine the discount rate assumes that contributions from plan members will be made at the current contribution rates and that contributions from employers will be made at statutorily required rates, actuarially. Based upon the assumptions, the Systems' fiduciary net position was projected to be available to make all projected future benefit payments of current plan members. Therefore, the long term expected rate of return on pension plan investments was applied to all periods of projected benefit payments to determine the total pension liability.

HUDSON CITY SCHOOL DISTRICT

NOTES TO FINANCIAL STATEMENTS (CONTINUED)

VI. Pension Plans (Continued)

6. Sensitivity of the Proportionate Share of Net Pension Asset/Liability to the Discount Rate Assumption

The following presents the District's proportionate share of the net pension liability calculated using the discount rate of 5.9% for ERS and 6.95% for TRS, as well as what the District's proportionate share of the net pension (asset)/liability would be if it were calculated using a discount rate that is 1-percentage point lower (4.9% for ERS and 5.95% for TRS) or 1-percentage point higher (6.9% for ERS and 7.95% for TRS) than the current rate :

ERS	1% Decrease <u>(4.9%)</u>	Current Assumption <u>(5.9%)</u>	1% Increase <u>(6.9%)</u>
Employer's proportionate share Of the net pension (asset) liability	\$7,364,726	\$2,544,715	(\$1,479,997)
TRS	1% Decrease <u>(5.95%)</u>	Current Assumption <u>(6.95%)</u>	1% Increase <u>(7.95%)</u>
Employer's proportionate share Of the net pension (asset) liability	\$12,661,536	(\$2,741,151)	(\$15,695,225)

7. Pension Plan Fiduciary Net Position

The components of the current-year net pension (asset)/liability of the employers as of the respective valuation dates, were as follows:

Measurement date	<u>ERS</u> March 31, 2025	<u>TRS</u> June 30, 2024
Employers' total pension liability	\$ 247,600,239	\$ 142,837,826,465
Plan Fiduciary Net Position	230,454,512	145,821,434,780
Employers' net pension liability/(asset)	17,145,727	(2,983,608,315)
Plan fiduciary net position as a percentage of total pension (asset)/liability	93.0800%	102.1000%

HUDSON CITY SCHOOL DISTRICT

NOTES TO FINANCIAL STATEMENTS (CONTINUED)

VI. Pension Plans (Continued)

8. Payables to the Pension Plan

For ERS, employer contributions are paid annually based on the System's fiscal year which ends on March 31st. Accrued retirement contributions as of June 30, 2025, represent the projected employer contribution for the period of April 1, 2025, through June 30, 2025, based on paid ERS wages multiplied by the employer's contribution rate, by tier. Accrued retirement contributions as of June 30, 2025, amounted to \$211,746.

For TRS, employer and employee contributions for the fiscal year ending June 30, 2025, are paid to the System in September, October, and November 2025 through a state aid intercept. Accrued retirement contributions as of June 30, 2025, represent employee and employer contributions for the fiscal year ended June 30, 2025, based on paid TRS wages multiplied by the employer's contribution rate, by tier and employee contributions for the fiscal year as reported to the TRS System. Accrued retirement contributions as of June 30, 2025, amounted to \$2,121,149.

VII. Long-Term Debt Obligations

Long-term liability balances and activity for the year are summarized below:

1. **Long-Term Debt Interest**

Interest paid	\$1,096,150
Less interest accrued in the prior year	(45,673)
Plus, interest accrued in the current year	40,964
Amortization of premiums from refunding	<u>(401,975)</u>
Total expense	<u>\$ 689,466</u>

HUDSON CITY SCHOOL DISTRICT

NOTES TO FINANCIAL STATEMENTS (CONTINUED)

VII. Long-Term Debt Obligations (Continued)

2. Changes

	Balance 7/1/2024	Additions	Deletions	Balance 6/30/2025	Due Within One Year
Serial Bonds	\$ 27,090,000	\$ -	\$ 3,875,000	\$ 23,215,000	\$ 4,025,000
Lease Payable	232,211	-	120,104	112,107	\$ 104,873
**Compensated					
Absences	528,774	1,152,103	-	1,680,877	
OPEB Obligations	133,581,057	-	18,125,547	115,455,510	
Net Pension Liability- Proportionate Share	3,217,849	-	673,134	2,544,715	
Totals	<u>\$ 164,649,891</u>	<u>\$ 1,152,103</u>	<u>\$ 22,793,785</u>	<u>\$ 143,008,209</u>	

**As a result of the implementation of GASB Statement 101 on July 1, 2024, The District’s liability for compensated absences increased to reflect amounts considered “more likely than not” to be taken or paid for in the future. There is adjustment shown on the Statement of Activities and Changes in Net Position for the change in compensated absences payable.

Prior-Year Defeasance of Debt

In prior years, certain general obligation bonds were defeased by placing the proceeds of new bonds in an irrevocable trust to provide for all future debt service payments on the old bonds. Accordingly, the liability for the defeased bonds and the trust account assets are not included in the financial statements.

3. Maturity

a. The following is a summary of the debt issued:

Purpose	Issue Date	Final Maturity	Interest Rate	Outstanding 6/30/2025
Bonds:				
Advanced refunding	2016	2028	2.54%	\$ 1,590,000
Advanced refunding	2016	2029	2.54%	8,275,000
Construction	2016	2029	3.16%	1,050,000
Construction	2016	2028	2-5%	135,000
Construction	2012	2026	1.4-4.43%	240,000
Construction	2018	2039	3.23%	10,345,000
Construction	2019	2034	1.84%	1,580,000
				<u>\$ 23,215,000</u>

HUDSON CITY SCHOOL DISTRICT

NOTES TO FINANCIAL STATEMENTS (CONTINUED)

VII. Long-Term Debt Obligations (Continued)

b. The following is a summary of maturing principal debt service requirements:

	<u>Year</u>	<u>Principal</u>	<u>Interest</u>	<u>Total</u>
Serial Bonds:	2026	\$ 4,025,000	\$ 925,402	\$ 4,950,402
	2027	3,935,000	757,335	4,692,335
	2028	4,030,000	582,731	4,612,731
	2029	3,620,000	402,481	4,022,481
	2030	850,000	243,213	1,093,213
	2031 and thereafter	6,755,000	975,538	7,730,538
	Total	<u>\$ 23,215,000</u>	<u>\$ 3,886,700</u>	<u>\$ 27,101,700</u>

4. Operating Leases

Lease agreements are summarized as follows:

Description	Date	Payment Terms	Payment Amount	Total Lease Liability	Balance June 30, 2025
Network Printer	2021-2026	5 years	\$ 100,354	\$ 492,307	\$ 99,925
Network Printer	2022-2027	5 years	5,308	26,536	<u>12,182</u>
					<u>\$ 112,107</u>

The District leases various equipment from BOCES for use throughout the District. All leases are for a term of 4 to 5 years.

Annual requirements to amortize long-term obligations and related interest are as follows:

Operating Leases:	<u>Year</u>	<u>Principal</u>	<u>Interest</u>	<u>Total</u>
	2026	\$ 104,873	\$ 788	\$ 105,661
	2027	5,130	178	5,308
	2028	2,104	19	2,123
	2029	-	-	-
	2030	-	-	-
	Total	<u>\$ 112,107</u>	<u>\$ 985</u>	<u>\$ 113,092</u>

HUDSON CITY SCHOOL DISTRICT

NOTES TO FINANCIAL STATEMENTS (CONTINUED)

VIII. Postemployment (Health Insurance) Benefits

A. General Information about the OPEB Plan

Plan Description- The District's defined benefit OPEB plan, provides OPEB for all permanent full-time general and public safety employees of the District. The plan is a single employer defined benefit OPEB plan administered by the District. Article 11 of the State Compiled Statutes grants the authority to establish and amend the benefit terms and financing requirements to the District Board. No assets are accumulated in a trust that meets the criteria in Paragraph 4 of Statement 75.

Benefits Provided- The District provides healthcare and life insurance benefits for retirees and their dependents. The benefit terms are dependent on which contract each employee falls under. The specifics of each contract are on file at the District offices and are available upon request.

Employees Covered by Benefit Terms- On June 30, 2025, the following employees were covered by the benefit terms:

Inactive members or beneficiaries currently receiving benefit payments	440
Inactive members entitled to but not yet receiving benefit payments	-
Active members	<u>348</u>
Total membership	788

HUDSON CITY SCHOOL DISTRICT

NOTES TO FINANCIAL STATEMENTS (CONTINUED)

VIII. Postemployment (Health Insurance) Benefits (Continued)

B. Total OPEB Liability

The District's total OPEB liability of \$15,455,510 was measured as of June 30, 2025, and was determined by an actuarial valuation as of that date.

Actuarial Assumptions and Other Inputs- The total OPEB liability on the June 30, 2025, actuarial valuation was determined using the following actuarial assumptions and other inputs, applied to all periods included in the measurement, unless otherwise specified:

Inflation	2.40%
Salary Increases	2.40%, average, including inflation
Discount Rate	5.20%
Healthcare Cost Trend Rates	6.8% for 2025, decreasing to an ultimate rate of 3.8% over 49 years

The discount rate was based on the Bond Buyer General Obligation 20-year Municipal Bond Index.

Mortality rates were based on the April 1, 2010-March 31, 2015, NYSLRS experience, with adjustments for mortality improvements based on the Society of Actuaries Scale MP-2020.

The actuarial assumptions used on June 30, 2025, valuation was based on the results of an actuarial experience study for the period April 1, 2010-March 31, 2015.

C. Changes in the Total OPEB Liability

Balance on June 30, 2024	<u>\$133,581,057</u>
<u>Changes for the Year</u>	
Service cost	4,308,939
Interest	5,327,192
Changes of benefit terms	-
Differences between expected and actual experience	-
Changes in assumptions or other inputs	(23,040,076)
Benefit payments	<u>(4,721,602)</u>
Net Changes	<u>(18,125,547)</u>
Balance on June 30, 2025	<u>\$ 115,455,510</u>

HUDSON CITY SCHOOL DISTRICT

NOTES TO FINANCIAL STATEMENTS (CONTINUED)

VIII. Postemployment (Health Insurance) Benefits (Continued)

C. Changes in Total OPEB Liability (Continued)

Changes of assumptions and other inputs reflect a change in the discount rate from 3.93% in 2024 to 5.20% in 2025.

Sensitivity of the Total OPEB Liability to Changes in the Discount Rate- The following presents the total OPEB liability of the District, as well as what the District's total OPEB liability would be if it were calculated using a discount rate that is 1 percentage point lower or 1 percentage point higher than the current discount rate:

	(4.20%) 1% Decrease	(5.20%) Discount Rate	(6.20%) 1% Increase
Total OPEB Liability	\$ 133,056,444	\$ 115,455,510	\$ 101,162,072

Sensitivity of the Total OPEB Liability to Changes in the Healthcare Cost Trend Rates- The following presents the total OPEB liability of the District, as well as what the District's total OPEB liability would be if it were calculated using healthcare cost trend rates that are 1 percentage point lower or 1 percentage point higher than the current healthcare cost trend rate:

	1% Decrease	Current Healthcare Cost Trend Rates	1% Increase
Total OPEB Liability	\$ 98,022,536	\$ 115,455,510	\$ 137,613,072

HUDSON CITY SCHOOL DISTRICT

NOTES TO FINANCIAL STATEMENTS (CONTINUED)

IX. Postemployment (Health Insurance) Benefits (Continued)

D. OPEB Expense and Deferred Outflows of Resources and Deferred Inflows of Resources Related to OPEB

For the year ended June 30, 2025, the District recognized OPEB expense of \$2,375,293. On June 30, 2025, the District reported deferred outflows of resources and deferred inflows of resources related to OPEB from the following sources:

	Deferred Outflows of Resources	Deferred Inflows of Resources
Differences between expected and actual experience	\$ 701,942	(\$ 2,428,703)
Changes of assumptions or other inputs	<u>3,757,381</u>	<u>(26,653,296)</u>
Total	<u>\$4,459,323</u>	<u>(\$29,081,999)</u>

Amounts reported as deferred outflows of resources and deferred inflows of resources related to OPEB will be recognized in OPEB expense as follows:

<u>Fiscal Year Ending June 30,</u>	<u>Amount</u>
2026	\$ (4,367,017)
2027	(5,921,662)
2028	(4,599,486)
2029	(4,392,187)
2030	(4,245,178)
Thereafter	(1,097,146)

HUDSON CITY SCHOOL DISTRICT

NOTES TO FINANCIAL STATEMENTS (CONTINUED)

IX. Commitments and Contingencies

A. Risk Financing and Related Insurance

1. General Information

The Hudson City School District is exposed to various risks of loss related to torts; theft of, damage to, and destruction of assets; errors and omissions; and natural disasters. These risks are covered by commercial insurance purchased from independent third parties. Settled claims from these risks have not exceeded commercial insurance coverage for the past two years.

2. Grants

The School District has received grants, which are subject to audit by agencies of the State and Federal government. Such audits may result in disallowances and a request for a return of funds. Based on prior audits, the School District's administration believes disallowances, if any, will be immaterial.

3. Litigation

A group of City of Hudson residents, including a former Board of Education member, brought an Article 78 proceeding against the City of Hudson, the Mayor, the City of Hudson Planning Board, the Code Enforcement Officer, Kearney Realty & Development Group, the District and the Board of Education, seeking to annul the transfer of land from the District to the City and to stop the sale of said land by the City to a developer, who is seeking to build a multi-story residential developments on the property. Should the petitioners be successful in stopping the transfer and sale of land, the District would not receive a payment in the amount of \$150,000, which is the amount owed to it upon the completion of the sale of land by the City to the developer. Our Firm is representing the District and the Board of Education in the matter. The City of Hudson respondents and Kearney Realty & Development Group have their own attorneys-Rodenhausen, Chale, & Polidoro and Charles Martabano, Esq., respectively. The Respondents are preparing to file a motion to dismiss on statute of limitation grounds, which currently is due to be filed by October 27, 2025. There is a reasonable chance that the District and the Board of Education will succeed on this motion if filed. At present, settlement discussions are ongoing with petitioners.

In connection with a tax certiorari proceeding in which the District did not intervene, on or about July 31, 2024, the District was served with a Notice of Entry with Stipulation of Settlement and Order (the "Order") reducing the assessment of a subject parcel and requiring school tax refunds. Sometime after the Order was received, our Firm was contacted to assist the District with a dispute as to the assessment years impacted by the Order. On August 19, 2025, the Board of Education approved a settlement of this dispute that is based upon the terms of the Order and directs payment of school tax refunds and interest totaling \$36,600.29.

HUDSON CITY SCHOOL DISTRICT

NOTES TO FINANCIAL STATEMENTS (CONTINUED)

IX. Commitments and Contingencies (Continued)

A. Risk Financing and Related Insurance (Continued)

3. Litigation (Continued)

The parent of a student commenced an action against the District on August 21, 2025 in Columbia County Supreme Court alleging that the District was negligent in its supervision of its students resulting in the student being harassed, bullied and discriminated against by other students. This matter has been referred to the District's insurance carrier, Utica National, and has been accepted for coverage. At this time, we do not know who has been assigned to represent the District.

X. Tax Abatements

The County of Columbia enters various property tax abatement programs for the purpose of economic development. The School District property tax revenue was reduced by approximately \$350,000. The District received payments in Lieu of Tax (PILOT) payment totaling \$293,259.

XI. Other Disclosures

A. Summary of Reconciliation of Governmental Funds Balance Sheet to the Statement of Net Position

Total governmental fund balance	\$ 14,288,972
Capital assets (net)	61,204,024
Intangible assets, net	193,561
Net pension asset	2,741,151
Deferred outflows of resources	12,519,930
Bonds payable	(23,215,000)
Leases payable	(112,107)
Accrued interest payable	(40,964)
Deferred inflows of resources	(34,089,924)
Deferred taxes	922,844
Net pension liability- proportionate share	(2,544,715)
Compensated absences	(1,680,877)
OPEB obligations	(115,455,510)
Total net position	<u>\$ (85,268,615)</u>

HUDSON CITY SCHOOL DISTRICT

NOTES TO FINANCIAL STATEMENTS (CONTINUED)

XI. Other Disclosures (Continued)

B. Reconciliation of the Statement of Revenues, Expenditures and Changes in Fund Balance to the Statement of Activities

Net changes in fund balance-total governmental funds	\$	1,113,539
Capital outlays are expenditures in governmental funds, but are capitalized in the Statement of Net Position		123,541
Depreciation is not recorded as an expenditure in the governmental funds, but is recorded in the Statement of Activities		(1,759,039)
Amortization of leases is not recorded as an expenditure in the governmental funds, but is recorded in the Statement of Activities		(135,547)
Repayments of Long-Term debt are recorded as expenditures in the governmental funds, but are recorded as paymnts of liabilities in the Statement of Net Position		3,988,156
Interest is recognized as an expense in governmental funds when paid. For governmental activities, interest expense is recognized as it accrues. The decrease inaccrued interest during, 2024/25 results in less expense.		406,684
Certain revenues deferred in the Governmenta Funds must be recognized n the Statement of Activities- Real Property Taxes		(176,266)
(Increases)/Decreases in proportionate share of net pension asset/liability reported in the Statement of Activities do not provide for or require the use of current financial resources and therefore, are not reported as revenues or expenditures in the governmental funds:		
Teachers' Retirement System		276,468
Employee's Retirement System		164,862
Certain expenses in the Statement of Activities do not require the expenditure of current resources and are, therefore, not reported as expenditures in the governmental funds:		
OPEB obligations		(2,375,293)
Compensated absences		-
Change in Net Position-Governmental Activities	<u>\$</u>	<u>1,627,105</u>

HUDSON CITY SCHOOL DISTRICT

NOTES TO FINANCIAL STATEMENTS (CONTINUED)

XII. Stewardship, Compliance and Accountability

A. Budgetary Procedures and Budgetary Accounting

1. Budgets

The District administration prepares a proposed budget for approval by the Board of Education for the governmental funds for which legal (appropriated) budgets are adopted. The voters of the District approved the proposed appropriation budget for the General Fund.

Appropriations are adopted at the program line-item level.

Appropriations established by adoption of the budget constitute a limitation on expenditures (and encumbrances), that may be incurred. Appropriations lapse at the fiscal year end unless expended or encumbered. Encumbrances will lapse if not expended in the subsequent year. Appropriations authorized for the current year are increased by the planned use of specific reserves, and budget amendments approved by the Board of Education as a result of selected new revenue sources not included in the original budget (When permitted by law). These supplemental appropriations may occur subject to legal restrictions, if the Board approves them because of a need that exists which was not determined at the time the budget was adopted.

Budgets are adopted annually on a basis consistent with GAAP. Appropriations authorized for the year are increased by the amount of encumbrances carried forward from the prior year.

Budgets are established and used for individual capital project funds expenditures as approved by a special referendum of the District's voters. The maximum project amount authorized is based primarily upon the cost of the project, plus any requirements for external borrowings, not annual appropriations. These budgets do not lapse and are carried over to subsequent fiscal years until the completion of the projects.

The General Fund Budget was increased to reflect the Board approved use of Reserves in the amount of \$840,000 and for the carryover encumbrances in the amount of \$2,150.

Special Aid Fund and School Lunch Fund have not been included because they do not have legally authorized budgets.

HUDSON CITY SCHOOL DISTRICT

NOTES TO FINANCIAL STATEMENTS (CONTINUED)

XII. Stewardship, Compliance and Accountability (Continued)

A. Budgetary Procedures and Budgetary Accounting (Continued)

2. Encumbrance accounting is used for budget control and monitoring purposes and is reported as a part of the governmental funds. Under this method, purchase orders, contracts and other commitments for the expenditure of monies are recorded to reserve applicable appropriations. Outstanding encumbrances as of year-end are presented as reservations of fund balance and do not represent expenditures or liabilities. These commitments will be honored in the subsequent period. Related expenditures are recognized at that time as the liability is incurred or the commitment is paid.
3. Section 1318 of Real Property Tax Law establishes the maximum unassigned fund balance that can be retained by a school district. The current law limits this amount to 4% of the ensuing year's budget. The District's financial statements for the year ended June 30, 2025, indicate that the unassigned fund balance is in excess of the legal limit.

XIV. Subsequent Events

On August 7, 2025, the District obtained a Bond Anticipation Note in the amount of \$625,000 for the newly approved Capital Project.

HUDSON CITY SCHOOL DISTRICT
SCHEDULE OF REVENUES COMPARED TO BUDGET- GENERAL FUND
For Year Ended June 30, 2025

	Original Budget	Final Budget	Actual	Variance Favorable (Unfavorable)
REVENUES				
Local Sources				
Real property tax items	\$ 25,458,028	\$ 24,494,356	\$ 24,670,622	\$ 176,266
Other tax items	280,000	1,243,672	1,273,457	29,785
Non-property taxes	600,000	600,000	920,787	320,787
Charges for services	80,000	80,000	380,447	300,447
Use of money and property	165,000	165,000	731,573	566,573
Sale of property and compensation for loss	-	-	358,868	358,868
Miscellaneous	765,000	765,000	1,431,439	666,439
Total Local Sources	27,348,028	27,348,028	29,767,193	2,419,165
State sources	26,939,682	26,939,682	27,147,360	207,678
Federal sources	175,000	175,000	408,312	233,312
Total Revenues	54,462,710	54,462,710	57,322,865	2,860,155
Other Financing Sources				
Operating transfers in	-	-	13,610	13,610
Total Revenue and Other Financing Sources	54,462,710	54,462,710	57,336,475	\$ 2,873,765
Appropriated Fund Balance	1,139,316	1,139,316		
Appropriated Reserves	-	842,150		
Total Revenues, Other Financing Sources and Appropriated Reserves and Fund Balance	\$ 55,602,026	\$ 56,444,176		

See paragraph on required supplementary information included in auditors report

HUDSON CITY SCHOOL DISTRICT
SCHEDULE OF EXPENDITURES, OTHER USES AND ENCUMBRANCES
COMPARED TO BUDGET- GENERAL FUND
For Year Ended June 30, 2025

	Original Budget	Final Budget	Actual	Encumbrances	Variance Favorable (Unfavorable)
EXPENDITURES					
General Support					
Board of education	\$ 34,478	\$ 38,051	\$ 35,506	\$ -	\$ 2,545
Central administration	304,497	304,777	295,027	-	9,750
Finance	639,663	670,310	643,712	-	26,598
Staff	465,419	457,053	443,081	-	13,972
Central services	3,319,537	3,578,570	3,542,070	144	36,356
Special items	620,120	669,974	662,786	-	7,188
Total General Support	<u>5,383,714</u>	<u>5,718,735</u>	<u>5,622,182</u>	<u>144</u>	<u>96,409</u>
Instructional					
Instruction, administration and improvement	2,512,917	2,665,119	2,614,597	-	50,522
Teaching - regular school	11,483,817	11,905,105	11,826,180	-	78,925
Programs for children with handicapping conditions	8,565,818	7,266,555	7,259,698	2,960	3,897
Occupational education	730,270	637,830	637,335	-	495
Teaching - special school	37,521	49,957	49,957	-	-
Instructional media	1,591,513	1,323,599	1,304,180	-	19,419
Pupil services	2,662,522	1,902,401	1,883,636	-	18,765
Total Instructional	<u>27,584,378</u>	<u>25,750,566</u>	<u>25,575,583</u>	<u>2,960</u>	<u>172,023</u>
Pupil Transportation	4,192,700	5,490,726	5,489,966	-	760
Community Services	39,550	73,041	70,212	-	2,829
Employee Benefits	13,255,534	14,419,895	14,419,394	-	501
Debt Service					
Principal	3,975,000	3,875,000	3,875,000	-	-
Interest	1,096,150	1,096,150	1,096,150	-	-
Total Expenditures	<u>55,527,026</u>	<u>56,424,113</u>	<u>56,148,487</u>	<u>3,104</u>	<u>272,522</u>
OTHER FINANCING USES					
Operating transfers out	75,000	20,063	20,063	-	-
Total Expenditures and Other Financing Uses	<u>\$ 55,602,026</u>	<u>\$ 56,444,176</u>	<u>56,168,550</u>	<u>\$ 3,104</u>	<u>\$ 272,522</u>
Net change in fund balance			1,167,925		
Fund balance- Beginning			<u>11,791,774</u>		
Fund balance- Ending			<u>\$ 12,959,699</u>		

See paragraph on required supplementary information included in auditor's report.

HUDSON CITY SCHOOL DISTRICT
SCHEDULE OF CHANGES IN THE TOTAL OPEB LIABILITY
For Year Ended June 30, 2025

	2025	2024	2023	2022	2021
Total OPEB Liability					
Service Cost at end of year	\$ 4,308,939	\$ 4,673,144	\$ 4,133,119	\$ 4,677,154	\$ 4,610,545
Interest	5,327,192	4,982,471	4,493,002	2,999,509	2,962,505
Changes of benefit terms	-	(634,031)	-	-	-
Difference between expected and actual experience	-	791,360	-	(6,476,539)	-
Changes of assumptions or other inputs	(23,040,076)	(5,789,575)	4,773,040	(8,489,640)	1,120,168
Benefit payments	(4,721,602)	(4,509,997)	(4,202,120)	(4,036,083)	(3,851,876)
Net change in Total OPEB Liability	133,581,057	(486,628)	9,197,041	(11,325,599)	4,841,342
Total OPEB Liability- beginning	133,581,057	134,067,685	124,870,644	136,196,243	131,354,901
Total OPEB Liability- ending	\$ 115,455,510	\$ 133,581,057	\$ 134,067,685	\$ 124,870,644	\$ 136,196,243
Covered-employee payroll	21,531,827	21,531,827	19,849,551	19,849,551	18,619,710
Total OPEB Liability as a percentage of covered-employee payroll	536.21%	620.39%	675.42%	629.09%	731.46%

See paragraph on required supplementary information included in auditor's report

HUDSON CITY SCHOOL DISTRICT
 SCHEDULE OF THE DISTRICT'S PROPORTIONATE SHARE OF THE NET PENSION ASSET/LIABILITY
 June 30, 2025

	<i>Teachers' Retirement System</i>					
	2025	2024	2023	2022	2021	2020
District's proportion of the net pension asset/liability	.091874%	.098336%	.098497%	.102933%	.101494%	.100610%
District's proportionate share of the net pension (asset)/liability	\$ (2,741,151)	\$ 1,124,557	\$ 1,890,047	\$ (17,837,230)	\$ 2,804,564	\$ (2,613,846)
District's covered-employee payroll	\$ 18,390,161	\$ 17,541,940	\$ 18,161,822	\$ 17,448,977	\$ 17,673,405	\$ 17,508,817
District's proportionate share of the net pension asset/liability as a percentage of its covered-employee payroll	14.90%	6.41%	10.41%	102.23%	15.87%	14.93%
Plan fiduciary net position as a percentage of the total pension liability	102.10%	99.20%	98.60%	113.20%	97.80%	102.20%

	<i>Employees' Retirement System</i>					
	2025	2024	2023	2022	2021	2020
District's proportion of the net pension liability	.0148417%	.0142168%	.0148333%	.0145144%	.0155047%	.0152575%
District's proportionate share of the net pension liability/(asset)	\$ 2,544,715	\$ 2,093,292	\$ 3,180,860	\$ (1,186,496)	\$ 15,439	\$ 4,040,265
District's covered-employee payroll	\$ 5,052,313	\$ 4,767,968	\$ 4,561,446	\$ 4,255,239	\$ 4,679,274	\$ 4,695,632
District's proportionate share of the net pension liability as a percentage of its covered-employee payroll	50.36%	43.90%	69.73%	27.88%	0.33%	86.04%
Plan fiduciary net position as a percentage of the total pension liability	93.08%	93.88%	90.78%	103.65%	99.95%	86.39%

See paragraph on required supplementary information included in auditor's report.

HUDSON CITY SCHOOL DISTRICT
 SCHEDULE OF DISTRICT CONTRIBUTIONS
 June 30, 2025

	<u>Teachers' Retirement System</u>					
	2025	2024	2023	2022	2021	2020
Contractually required contribution	\$ 1,859,245	\$ 1,712,093	\$ 1,846,735	\$ 1,710,000	\$ 1,664,982	\$ 1,526,295
Contributions in relation to the contractually required contribution	1,859,245	1,712,093	1,846,735	1,710,000	1,664,982	1,526,295
Contribution deficiency (excess)	\$ -	\$ -	\$ -	\$ -	\$ -	\$ -
District's covered-employee payroll	\$ 18,390,161	\$ 17,541,940	\$ 18,161,822	\$ 17,448,977	\$ 17,673,405	\$ 17,508,817
Contributions as a percentage of covered employee payroll	10.11%	9.76%	10.17%	9.80%	9.42%	8.72%

	<u>Employees' Retirement System</u>					
	2025	2024	2023	2022	2021	2020
Contractually required contribution	\$ 716,888	\$ 635,433	\$ 621,478	\$ 663,802	\$ 668,326	\$ 668,365
Contributions in relation to the contractually required contribution	716,888	635,433	621,478	63,802	668,326	668,365
Contribution deficiency (excess)	\$ -	\$ -	\$ -	\$ -	\$ -	\$ -
District's covered-employee payroll	\$ 5,052,313	\$ 4,767,968	\$ 4,561,446	\$ 4,255,239	\$ 4,679,274	\$ 4,695,632
Contributions as a percentage of covered employee payroll	14.18%	13.33%	13.62%	15.60%	14.28%	14.23%

See paragraph on required supplementary information included in auditor's report.

HUDSON CITY SCHOOL DISTRICT
 SCHEDULE OF CHANGE FROM ORIGINAL BUDGET TO FINAL BUDGET AND
 THE REAL PROPERTY TAX LIMIT
 For Year Ended June 30, 2025

CHANGE FROM ORIGINAL BUDGET TO FINAL BUDGET

Original Budget \$ 55,602,026

Additions:

Prior year encumbrances	\$ 2,150	
Board approved use of reserves	840,000	842,150

Final Budget \$ 56,444,176

SECTION 1318 OF REAL PROPERTY TAX LAW LIMIT CALCULATION

2025-26 Voter-approved Expenditure Budget	\$ 58,544,000
Maximum allowed (4% of 2025-2026 Budget)	\$ 2,341,760

General Fund Fund Balance Subject to Section 1318 of Real Property Tax Law*:

Unrestricted fund balance:	
Committed fund balance	\$ -
Assigned fund balance	2,121,876
Unassigned fund balance	6,114,700
Total unrestricted fund balance	<u>\$ 8,236,576</u>

Less:

Appropriated fund balance	2,118,772
Encumbrances included in committed and assigned fund balance	3,104
Total adjustments	<u>\$ 2,121,876</u>

General Fund Fund Balance Subject to Section 1318 of Real Property Tax Law \$ 6,114,700

Actual percentage 10.4%

* Per Office of the State Comptroller's "Fund Balance Reporting and Governmental Fund Type Definitions", Updated April 2011 (originally Issued November 2010), the portion of General Fund Fund Balance subject to Section 1318 of the Real Property Tax Law is: unrestricted fund balance (i.e., the total of the committed, assigned and unassigned classifications), minus appropriated fund balance, amounts reserved for insurance recovery, amounts reserved for tax reduction, and encumbrances included in committed and assigned fund balance.

HUDSON CITY SCHOOL DISTRICT
 SCHEDULE OF PROJECT EXPENDITURES- CAPITAL PROJECTS FUND
 For Year Ended June 30, 2025

PROJECT TITLE	Original Budget	Revised Budget	Expenditures		Unexpended Balance	Proceeds of Obligations	Methods of Financing		Total	Fund Balance June 30, 2025
			Prior Years	Current Year			State Aid	Local Sources		
Baseball/Softball Fields	\$ 300,000	\$ 300,000	\$ 442,582	\$ -	\$ (142,582)	\$ -	\$ -	\$ 300,000	\$ 300,000	\$ (142,582)
HVAC	600,000	600,000	638,824	-	(38,824)	-	-	600,000	600,000	(38,824)
Boiler	155,000	155,000	92,998	-	62,002	-	-	155,000	155,000	62,002
	<u>\$ 1,055,000</u>	<u>\$ 1,055,000</u>	<u>\$ 1,174,404</u>	<u>\$ -</u>	<u>\$ (119,404)</u>	<u>\$ -</u>	<u>\$ -</u>	<u>\$ 1,055,000</u>	<u>\$ 1,055,000</u>	<u>\$ (119,404)</u>

HUDSON CITY SCHOOL DISTRICT
 SCHEDULE OF INVESTMENT IN CAPITAL AND INTANGIBLE ASSETS, NET OF RELATED
 DEBT
 FOR THE YEAR ENDED JUNE 30, 2025

Capital assets, net	\$ 61,204,024	
Intangible assets, net	<u>193,561</u>	<u>61,397,585</u>
Deduct:		
Short-term portion of leases payable	\$ 104,873	
Long-term portion of leases payable	7,234	
Short-term portion of bonds payable	4,025,000	
Long-term portion of bonds payable	<u>19,190,000</u>	<u>23,327,107</u>
Net investment in capital and intangible assets		<u><u>\$ 38,070,478</u></u>

See paragraph on required supplementary information included in auditor's report.

RAYMOND G. PREUSSER, CPA, P.C.

Certified Public Accountants
P.O. Box 538
Claverack, New York 12513

Telephone: (518) 851-6650
Fax: (518) 851-6675
www.rgpreusser-cpa.com

INDEPENDENT AUDITOR'S REPORT ON INTERNAL CONTROL OVER FINANCIAL REPORTING AND ON COMPLIANCE AND OTHER MATTERS BASED ON AN AUDIT OF FINANCIAL STATEMENTS PERFORMED IN ACCORDANCE WITH *GOVERNMENT AUDITING STANDARDS*

To the Board of Education of the
Hudson City School District:

We have audited, in accordance with auditing standards generally accepted in the United States of America and the standards applicable to financial audits contained in *Government Auditing Standards*, issued by the Comptroller General of the United States, the financial statements of the governmental activities, each major fund and the fiduciary funds of the Hudson City School District as of and for the year ended June 30, 2025, and the related notes to the financial statements which collectively comprise the District's basic financial statements and have issued our report thereon dated November 17, 2025.

Internal Control Over Financial Reporting

In planning and performing our audit of the financial statements, we considered Hudson City School District's internal control over financial reporting (internal control) to determine the audit procedures that are appropriate in the circumstances for the purpose of expressing our opinions on the financial statements, but not for the purpose of expressing an opinion on the effectiveness of Hudson City School District's internal control. Accordingly, we do not express an opinion on the effectiveness of Hudson City School District's internal control.

A *deficiency in internal control* exists when the design or operation of a control does not allow management or employees, in the normal course of performing their assigned functions, to prevent, or detect and correct, misstatements on a timely basis. A *material weakness* is a deficiency, or a combination of deficiencies, in internal control, such that there is a reasonable possibility that a material misstatement of the entity's financial statements will not be prevented or detected and corrected on a timely basis. A *significant deficiency* is a deficiency, or a combination of deficiencies, in internal control that is less severe than a material weakness, yet important enough to merit attention by those charged with governance.

Our consideration of internal control was for the limited purpose described in the first paragraph of this section and was not designed to identify all deficiencies in internal control that might be material weaknesses or, significant deficiencies. Given these limitations, during our audit we did not identify any deficiencies in internal control that we consider to be material weaknesses. However, material weaknesses may exist that have not been identified.

Compliance and Other Matters

As part of obtaining reasonable assurance about whether the Hudson City School District's financial statements are free of material misstatement, we performed tests of its compliance with certain provisions of laws, regulations, contracts and grant agreements, noncompliance with which could have a direct and material effect on the determination of financial statement amounts. However, providing an opinion on compliance with those provisions was not an objective of our audit and, accordingly, we do not express such an opinion. The results of our tests disclosed no instances of noncompliance or other matters that are required to be reported under *Government Auditing Standards*. We noted certain other matters that we have reported to the Board of Education, Audit Committee, and Management in our accompanying management letter.

Purpose of This Report

The purpose of this report is solely to describe the scope of our testing of internal control and compliance and the results of that testing, and not to provide an opinion on the effectiveness of the entity's internal control or on compliance. This report is an integral part of an audit performed in accordance with *Government Auditing Standards*, in considering the entity's internal control and compliance. Accordingly, this communication is not suitable for any other purpose.

Raymond G. Preusser, CPA, P.C.

Claverack, New York
November 17, 2025

RAYMOND G. PREUSSER, CPA, P.C.

Certified Public Accountants

P.O. Box 538

Claverack, New York 12513

Telephone: (518) 851-6650

Fax: (518) 851-6675

To the Board of Education of the
Hudson City School District:

In planning and performing our audit of the financial statements of the governmental activities, each major fund, and the fiduciary funds of the Hudson City School District as of and for the year ended June 30, 2025, in accordance with auditing standards generally accepted in the United States of America, we considered the Hudson City School District's internal control over financial reporting (internal control) as a basis for designing our auditing procedures for the purpose of expressing our opinion on the financial statements, but not for the purpose of expressing an opinion on the effectiveness of the Hudson City School District's internal control. Accordingly, we do not express an opinion on the effectiveness of the Hudson City School District's internal control.

A deficiency in internal control exists when the design or operation of a control does not allow management or employees, in the normal course of performing their assigned functions, to prevent, or detect and correct misstatements on a timely basis. A material weakness is a deficiency, or combination of deficiencies in internal control, such that there is a reasonable possibility that a material misstatement of the entity's financial statements will not be prevented, or detected and corrected on a timely basis.

Our consideration of internal control was for the limited purpose described in the first paragraph and was not designed to identify all deficiencies in internal control that might be significant deficiencies or material weaknesses, and, therefore, there can be no assurance that all such deficiencies have been identified. We did not identify any deficiencies in internal control that we consider to be material weaknesses.

During our audit, we noted certain matters involving the internal control and other operational matters that are presented for your consideration. This letter does not affect our report dated November 17, 2025 on the financial statements of the Hudson City School District. We will review the status of these comments during our next audit engagement. Our comments and recommendations, all of which have been discussed with appropriate members of management, are intended to improve the internal control or result in other operating efficiencies.

We will be pleased to discuss these comments in further detail at your convenience, perform any additional study of these matters, or assist you in implementing the recommendations. Our comments are summarized as follows:

Other Matters:

Issues Related to Changing Environment

It was noted that there were significant changes in the Business Office personnel during the year. The Business Office manual was based off the previous staffing assignments. The District operates in a complex or frequently changing compliance environment. The risk to the District is that as compliance regulations change, complexities place task burdens on the District employees. The complexity of the tasks increases the risk that the District could feel adverse consequences if it were to lose a key person in the Business Office with no written procedures to be followed by a new employee.

We recommend that the District update all critical financial processes in the Business Office Manual due to the staffing changes. These process documents should be reviewed for accuracy and completeness. Once prepared, employees should be required to maintain the documents in a manner that reflects any changes to the procedures.

Fund Balance

Section 1318 of Real Property Tax Law establishes the maximum unassigned fund balance that can be retained by a school district. The current law limits this amount to 4% of the ensuing year's budget. The District's financial statements for the year ended June 30, 2025, indicate that the unassigned fund balance is in excess of the legal limit.

We recommend that the District formulate a plan to control or use the excess fund balance.

Reports to the Board

During our audit, we noted that the Business Office was not giving the Board monthly cash balances (Bank Reconciliation Reports), Budget Status Reports (for revenues and expenditures), Budget Transfer Reports, and Balance Sheets for all funds on a timely basis. The District's books should be closed within fifteen days at the end of each month.

We recommend that the Business Office provide the above documents to the Board and instruct them as to how to read such reports. The Board should become familiar with the information and its relationship to the fiscal operation of the District. The understanding of these reports will help the Board in the development of fund balance management.

Reserve Plan

During our audit, we noted the following:

1. The District has not updated the written plan for the reserves. The Board is responsible for developing a written plan for use of its reserves. This plan should include when the reserves were formed, Section of Law, purpose, guidelines on funding levels and how and when disbursements should be made. Once the plan is completed it should be available on the District's website.
2. The Board is responsible for having an annual review of the report on the activity. Once approved by the Board such report should be posted on the District website.

We recommend that the Board takes steps to comply with the requirements set forth for having and maintaining such reserves.

Budget Transfers:

The matter of effecting budgetary transfers is of critical importance to the efficient management of a district's fiscal affairs. It is important to note that such transfer authority has its basis in Section 170.2(I) of Commissioner's Regulations. This authorization is limited to transfers between and within districtwide (ST-3) function unit appropriations for teachers' salaries and ordinary contingent expenses.

Since the adopted budget is, at best, an estimated expenditure plan, it is not unusual for conditions to arise whereby transfers between or among function/object categories are required to maintain fiscal balance. Appropriately, Section 170.2(I) of Commissioner's Regulations provides for such transfers and permits the Board of Education to facilitate the procedure by authorizing "the Chief School Officer to make transfers within the limits as established by the Board."

During our audit, we noted that budget transfers were not made on a timely basis.

We recommend that budget transfers are made prior to the authorization to expend all codes.

Interfund Transactions

Advances between funds are designed to be temporary in nature and should be repaid as soon as funds are available.

We recommend that interfund loans be reviewed regularly and the funds be repaid when available.

This communication is intended solely for the information and use of the Board of Education, management, the audit committee, the New York State Education Department and federal awarding agencies and pass-through entities and is not intended to be and should not be used by anyone other than these specified parties.

We would like to acknowledge the Business Office personnel for their courtesies received during our audit.

Very truly yours,
RAYMOND G. PREUSSER, CPA, P.C.

Raymond G. Preusser, CPA, P.C.