



INFOGRAPHIC

2021 CULTURE AND CLIMATE SURVEY

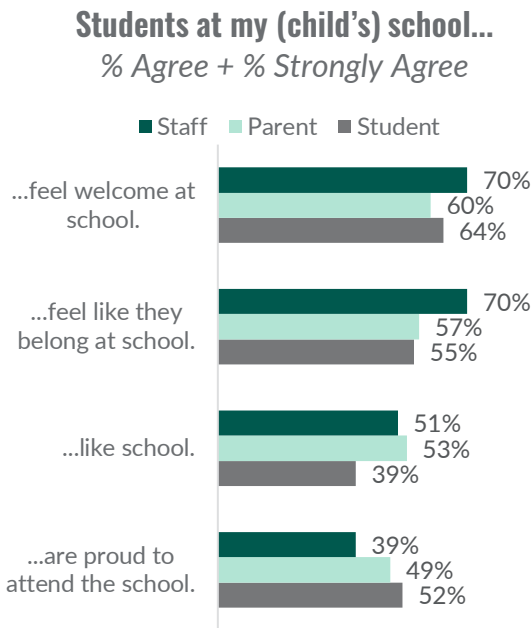
Hudson City School District

In Fall 2021, Hudson City School District partnered with Hanover Research to administer an online Culture and Climate Survey to students (grades 4-12), staff, families, and community members to gather perceptions and experiences with school and district culture and climate. **A total of 716 individuals responded to the survey.** This infographic provides a summary of key findings and recommendations based on the survey results for each of the main survey themes.

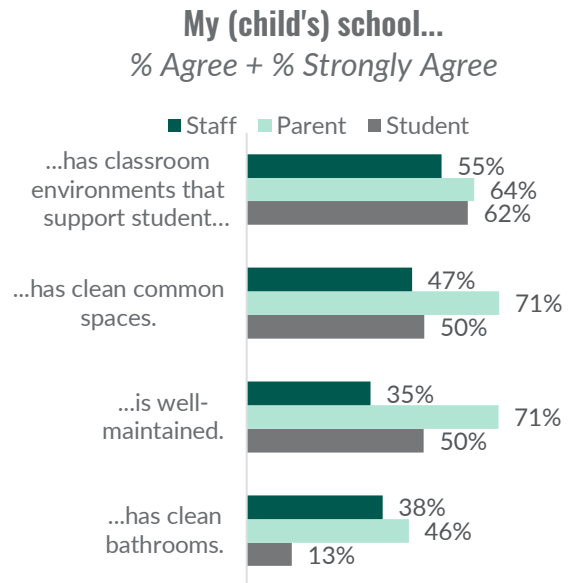
KEY FINDINGS AND RECOMMENDATIONS

SCHOOL & BUILDING ENVIRONMENT

Most of the survey respondents agree that students feel safe and welcome at school, indicating overall positive perceptions of the school environment.



Survey respondents have mixed agreement on the physical environment at their or their child's school. Staff and students are less likely than parents to agree that schools are clean and well-maintained.



73%

of elementary school respondents agree that students feel like they belong.



66%

of elementary school respondents agree that classroom environments support student learning.



50%

of both middle and high school respondents agree that students feel like they belong.



54%

of high school respondents agree that classroom environments support student learning.



Work toward supporting students' feelings of belonging in schools, especially as they move beyond elementary school.

ACADEMIC ENVIRONMENT

Most respondents agree that schools and teachers want students to succeed, expect students to do their best in school, and set high expectations for student achievement.



81%

of respondents agree that schools want students to succeed.



82%

of respondents agree that teachers want students to succeed.



64%

of respondents agree their schools set high expectations for student achievement.



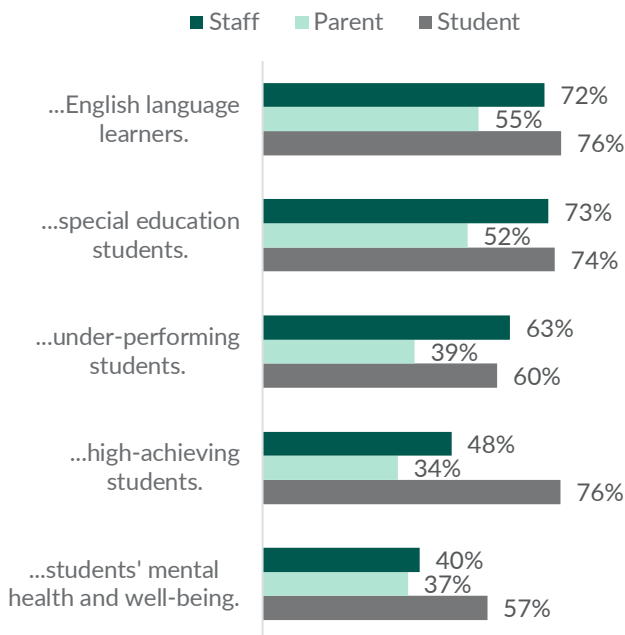
84%

of respondents agree that teachers expect students to do their best in school.

STUDENT SUPPORT

Staff and students have more positive perceptions of student supports compared to parents. Only about half of respondents agree that there are enough supports for students' mental health and well-being.

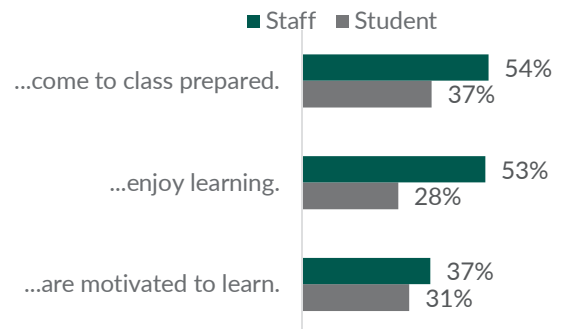
My [child's] school/ district provides enough resources and support for...
% Agree + % Strongly Agree



ATTITUDES TOWARDS LEARNING

Staff and students both report relatively low perceptions of students' attitudes towards learning and school. Elementary school respondents are more likely than those from middle and high schools to agree.

Most students at my school...
% Agree + % Strongly Agree



STUDENT PREPARATION



54%

of respondents agree that schools prepare students for career.



56%

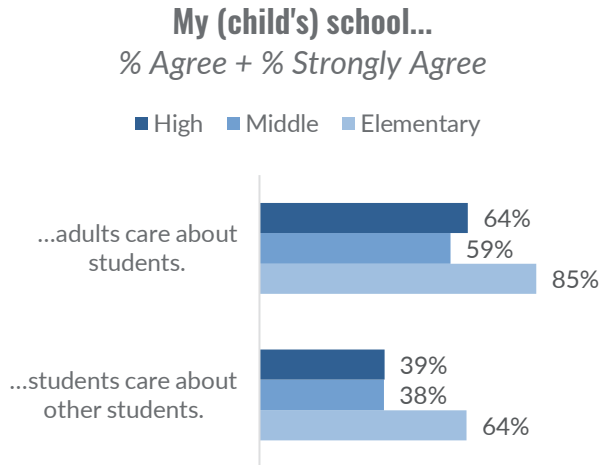
of respondents agree that schools prepare students for college.



Ensure students feel academically supported, motivated, and appropriately challenged.

RELATIONSHIPS

Elementary school perceptions of adult and student relationships are more positive compared to middle and high school respondents.

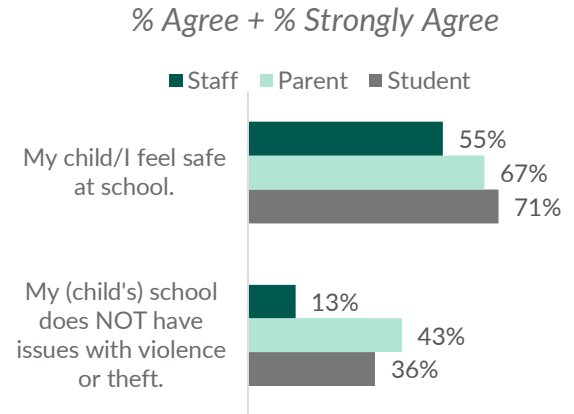


91%

of staff agree that they have positive relationships with other staff at their school.

PERSONAL AND BUILDING SAFETY

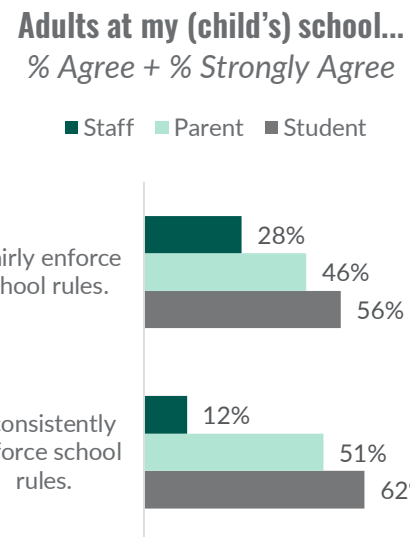
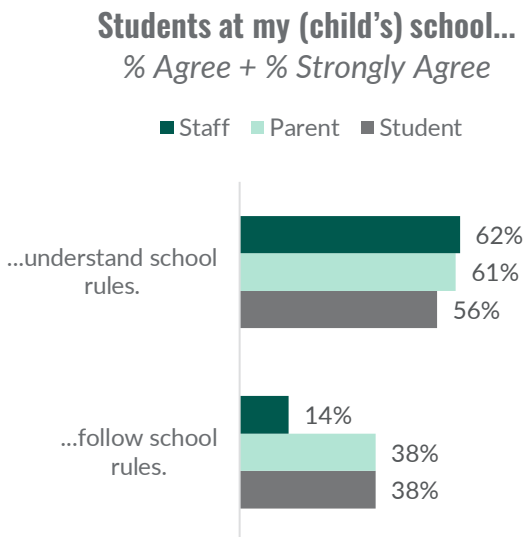
Most see schools as safe. However, only about one-third overall agree that their school does not have issues with violence or theft.



Take steps to reduce incidents of theft and violence.

DISCIPLINE

Staff are less likely than students and parents to agree that adults at their school fairly and consistently enforce school rules. While most agree that students understand rules, fewer agree that students follow rules.

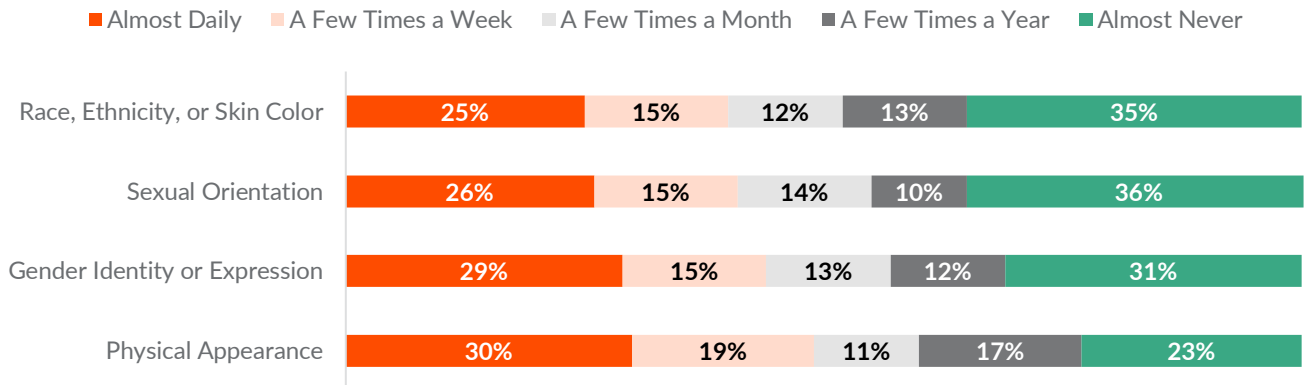


Educate staff and students about and school rules and ensure that policies are fairly and consistently enforced.

BULLYING AND HARASSMENT

Students most commonly report harassment or bullying based on the four characteristics shown below, with at least one-quarter of students reporting that this occurs almost daily. Bully and harassment is more commonly reported in middle and high schools than in elementary schools. Very few staff report that other staff experience harassment or bullying.

How frequently do students within your school experience harassment or bullying based on their:



Note: Chart includes only student responses.



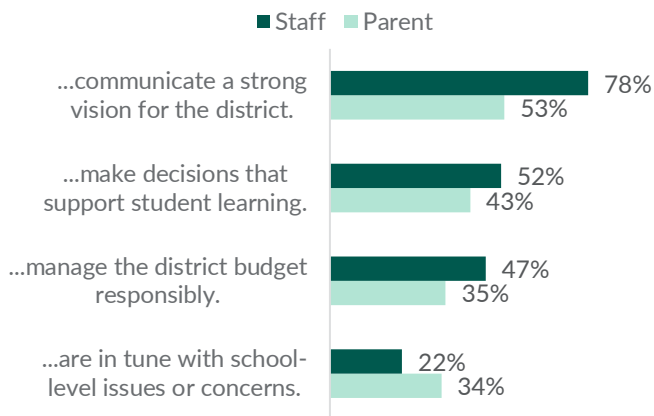
Reduce instances of bullying and harassment and increase awareness of anti-bullying initiatives.

LEADERSHIP

Perceptions of leadership and personnel are not overwhelmingly positive. Respondents rate district and school leaders similarly.

District leaders...

% Agree + % Strongly Agree



Ensure that leaders are aware of schools' needs and concerns.

PARENT ENGAGEMENT

Perceptions of community and parental engagement are relatively low at both the school and district levels. However, most parents agree that schools and the district are responsive to questions and concerns.



63%

of parents agree that the district responds to parent questions or concerns.



49%

of parents agree that the district engages parents.



48%

of parents agree that the district effectively communicates with parents.



44%

of parents agree that the district is transparent about decision-making.

STAFF SUPPORT

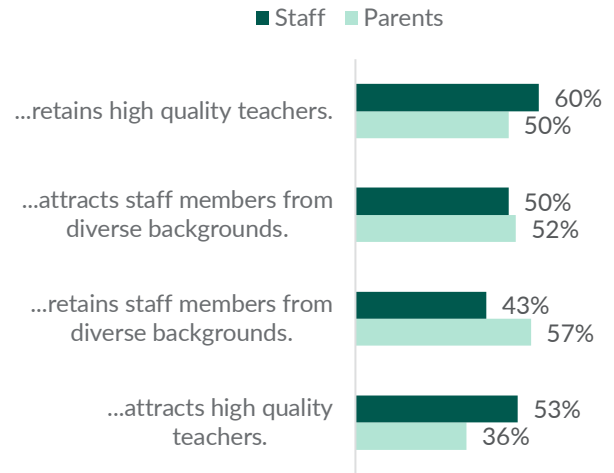
Only about half of staff say that their school provides enough professional development opportunities, however, more agree that they have enough technology resources.


- 
78% of staff agree that schools provide enough technology resources.
- 
31% of staff agree that schools provide opportunities for peer collaboration and support.
- 
51% of staff agree that schools provide enough professional development opportunities.
- 
32% of staff agree that schools provide quality professional development opportunities.

STAFF HIRING

About half or less of respondents agree that the district attracts and retains high-quality teachers and staff from diverse backgrounds.

The District...
% Agree + % Strongly Agree

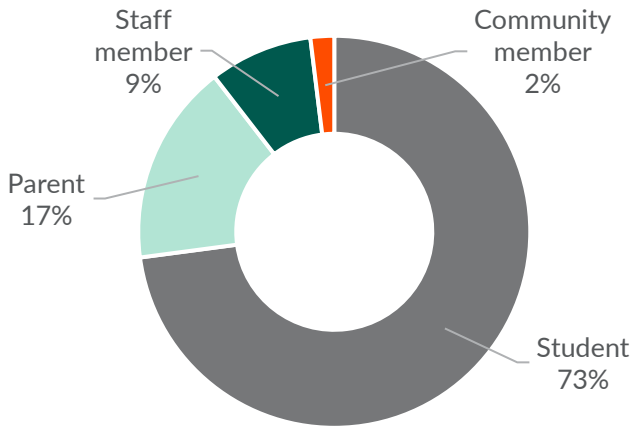


 Collect feedback to inform new, high-quality professional development

 Increase efforts to attract and retain high-quality and diverse staff




SURVEY RESPONDENTS

TOTAL RESPONSES: 716



Note: All staff respondents best describe their role as school-level staff. 82% of staff respondents are instructional staff.

School Affiliation

- 
25% Affiliated with Hudson Senior High School
- 
44% Affiliated with Hudson Junior High School
- 
31% Affiliated with M.C. Smith Elementary School