

HUDSON CITY SCHOOL DISTRICT  
FINANCIAL STATEMENTS  
AND SUPPLEMENTARY INFORMATION  
Year Ended June 30, 2018

# HUDSON CITY SCHOOL DISTRICT

## TABLE OF CONTENTS

	Page
Introduction:	
Independent Auditor's Report	
Management's Discussion and Analysis	M1-M10
Basic Financial Statements:	
Statement of Net Position	1
Statement of Activities	2
Reconciliation of Governmental Funds Balance Sheet to the Statement of Net Position	3
Reconciliation of Governmental Funds Revenues, Expenditures and Changes in Fund Balance to the Statement of Activities	4
Balance Sheet – Governmental Funds	5
Statement of Revenues, Expenditures and Changes in Fund Balance – Governmental Funds	6
Statement of Fiduciary Net Position	7
Notes to Financial Statements	8-46
Required Supplemental Information:	
Schedule of Revenues, Other Sources, Expenditures and Other Uses Compared to Budget - General Fund	47-48
Schedule of Changes in the Total OPEB Liability	49
Schedule of District's Proportionate Share of the Net Pension Asset/Liability	50
Schedule of District Contributions	51
Supplemental Information:	
Schedule of Change From Original Budget to Final Budget - General Fund	52
Schedule of Real Property Tax Law Limit - General Fund	52
Schedule of Project Expenditures - Capital Projects Fund	53
Schedule of Investment in Capital Assets, net of Related Debt	54
Report on Internal Control over Financial Reporting and on Compliance and Other Matters based on an Audit of Financial Statements performed in accordance with <i>Government Auditing Standards</i>	55-56
Management Letter	57-58

# RAYMOND G. PREUSSER, CPA, P.C.

Certified Public Accountants

P.O. Box 538

Claverack, New York 12513

Telephone: (518) 851-6650

Fax: (518) 851-6675

## INDEPENDENT AUDITOR'S REPORT

To the Board of Education of the  
Hudson City School District:

We have audited the accompanying financial statements of the governmental activities, each major fund, and the fiduciary funds of the Hudson City School District as of and for the year ended June 30, 2018, and the related notes to the financial statements, which collectively comprise the Hudson City School District's basic financial statements as listed in the table of contents.

### **Management's Responsibility for the Financial Statements**

Management is responsible for the preparation and fair presentation of these financial statements in accordance with accounting principles generally accepted in the United States of America; this includes the design, implementation, and maintenance of internal control relevant to the preparation and fair presentation of financial statements that are free from material misstatement, whether due to fraud or error.

### **Auditor's Responsibility**

Our responsibility is to express opinions on these financial statements based on our audit. We conducted our audit in accordance with auditing standards generally accepted in the United States of America and the standards applicable to financial audits contained in *Government Auditing Standards*, issued by the Comptroller General of the United States. Those standards require that we plan and perform the audit to obtain reasonable assurance about whether the financial statements are free from material misstatement.

An audit involves performing procedures to obtain audit evidence about the amounts and disclosures in the financial statements. The procedures selected depend on the auditor's judgment, including the assessment of the risks of material misstatement of the financial statements, whether due to fraud or error. In making those risk assessments, the auditor considers internal control relevant to the entity's preparation and fair presentation of the financial statements in order to design audit procedures that are appropriate in the circumstances, but not for the purpose of expressing an opinion on the effectiveness of the entity's internal control. Accordingly, we express no such opinion. An audit also includes evaluating the appropriateness of accounting policies used and the reasonableness of significant accounting estimates made by management, as well as evaluating the overall presentation of the financial statements.

We believe that the audit evidence we have obtained is sufficient and appropriate to provide a basis for our audit opinions.

## **Opinions**

In our opinion, the financial statements referred to above present fairly, in all material respects, the respective financial position of the governmental activities, each major fund, and the fiduciary fund information of the Hudson City School District, as of June 30, 2018, and the respective changes in financial position thereof for the year then ended in accordance with accounting principles generally accepted in the United States of America.

## **Other Matters**

### *Required Supplementary Information*

Accounting principles generally accepted in the United States of America require that the management's discussion and analysis, budgetary comparison information and the schedule of changes in the total OPEB liability, the District's proportionate share of the net pension asset/liability, and District contributions on pages M1-M10 and 47-51 be presented to supplement the basic financial statements. Such information, although not a part of the basic financial statements, is required by the Government Accounting Standards Board, who considers it to be an essential part of financial reporting for placing the basic financial statements in an appropriate operational, economic, or historical context. We have applied certain limited procedures to the required supplementary information in accordance with auditing standards generally accepted in the United States of America, which consisted of inquiries of management about the methods of preparing the information and comparing the information for consistency with management's responses to our inquiries, the basic financial statements, and other knowledge we obtained during our audit of the basic financial statements. We do not express an opinion or provide any assurance on the information because the limited procedures do not provide us with sufficient evidence to express an opinion or provide any assurance.

### *Other Information*

Our audit was conducted for the purpose of forming an opinion on the financial statements that collectively comprise the Hudson City School District's basic financial statements as a whole. The other supplementary information is presented for purposes of additional analysis and is not a required part of the financial statements, but is supplementary information required by the New York State Education Department. The other supplementary information has not been subjected to the auditing procedures applied in the audit of the basic financial statements and accordingly, we do not express an opinion or provide any assurance on it.

## **Other Reporting Required by *Government Auditing Standards***

In accordance with *Government Auditing Standards*, we have also issued our report dated October 11, 2018 on our consideration of the Hudson City School District's internal control over financial reporting and on our tests of its compliance with certain provisions of laws, regulations, contracts and grant agreements and other matters. The purpose of that report is to describe the scope of our testing of internal control over financial reporting and compliance and the results of that testing and not to provide an opinion on the internal control over financial reporting or on compliance. That report is an integral part of an audit performed in accordance with *Government Auditing Standards* in considering Hudson City School District's internal control over financial reporting and compliance.

*Raymond G. Preusser, CPA, PC*

Claverack, New York  
October 11, 2018

**HUDSON CITY SCHOOL DISTRICT**  
**Management's Discussion and Analysis (MD&A)**  
**June 30, 2018**

**INTRODUCTION**

The Hudson City School District offers readers of the District's financial statements this narrative overview and analysis of the financial activities of the District for the fiscal year ended June 30, 2018. Please review it in conjunction with the District's financial statements and the accompanying notes to the financial statements.

**FINANCIAL HIGHLIGHTS**

- Net position decreased from (\$74,467,204) restated due to the implementation of GASB 75 to (\$76,479,041) from last year primarily due to the continued increase in the OPEB obligation.
- As of the close of this fiscal year, the District's governmental funds reported combined fund balances of \$11,324,376, an increase of \$6,018,918 in comparison with the prior year.

**OVERVIEW OF THE FINANCIAL STATEMENTS**

This Management's Discussion and Analysis narrative (required supplemental information) is intended to serve as an introduction to the District's basic financial statements. The District's basic financial statements are comprised of three components:

1. Districtwide Financial Statements
2. Fund Financial Statements
3. Notes to the Financial Statements

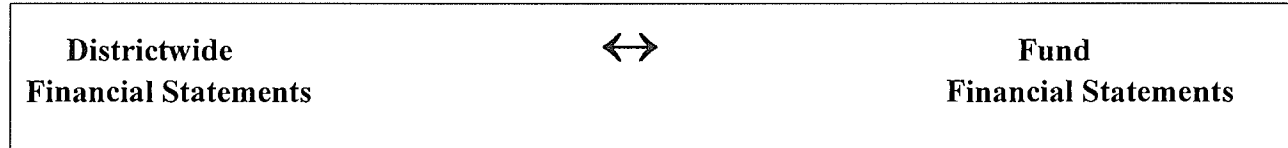
In addition to these statements, this report also includes required supplemental information and other supplemental information.

Our auditor has provided assurance in the independent auditor's report that the Basic Financial Statements are fairly stated. A different degree of assurance is being provided by the auditor regarding the supplemental information identified below. A user of this report should read the independent auditor's report carefully to ascertain the level of assurance being provided for each part in the financial statements.

**Financial Statements**

Required Supplemental Information (Part A)  
Management's Discussion & Analysis (MD&A)

**Basic Financial Statements**



**Notes to the Basic Financial Statements**

Required Supplemental Information (Part B)

**General Fund Budget to Actual Schedule**

**Changes in the Total OPEB Liability**

**District's Proportionate Share of the Net Pension Asset/Liability**

**District Contributions**

Other Supplemental Information

**General Fund Budget & Fund Balance Information**

**Capital Project Funds Schedule of Project Expenditures**

**Schedule of Net Investment in Capital Assets**

**DISTRICTWIDE FINANCIAL STATEMENTS**

The district-wide financial statements are designed to provide readers with a broad overview of the District's finances in a manner similar to a private-sector business.

The statement of net position presents information on all of the District's assets and liabilities, with the difference between the two reported as net position. Over time, increases and decreases in net position may serve as a useful indicator of whether the financial position of the District is improving or deteriorating.

The statement of activities presents information showing how the District's net position changed during the most recent fiscal year. All changes in net position are reported as soon as the underlying event giving rise to the change occurs, regardless of the timing of related cash flows. Thus, revenues and expenses are reported in this statement for some items that will only result in cash flows in future fiscal periods (e.g. certain federal/state grants earned but not yet received, unused vacation/sick leave, and proceeds from Revenue Anticipation Notes and related interest).

All of the District's services are reported in the districtwide financial statements as *governmental activities*, including general support, instruction, pupil transportation, community services, and school lunch. Property taxes, state/federal aid, and investment earnings finance most of these activities. Additionally, all capital and debt financing activities are reported here.

## DISTRICTWIDE FINANCIAL ANALYSIS

### Hudson City School District's Net Position June 30, 2018 and 2017

	Governmental Activities		Variance Increase (Decrease)
	2018	Restated 2017	
Current Assets	\$ 14,861,354	\$ 10,668,782	\$ 4,192,572
Capital Assets	63,641,420	54,335,890	9,305,530
Net Pension Asset	788,444	-	788,444
Total Assets	<u>79,291,218</u>	<u>65,004,672</u>	<u>14,286,546</u>
Deferred Outflows of Resources	<u>15,113,401</u>	<u>14,932,961</u>	<u>180,440</u>
Total Assets and Outflows of Resources	<u>94,404,619</u>	<u>79,937,633</u>	<u>14,466,986</u>
Current Liabilities	3,024,567	4,889,011	(1,864,444)
Noncurrent Liabilities	158,887,963	141,888,867	16,999,096
Net Pension Liability	408,639	2,277,143	(1,868,504)
Total Liabilities	<u>162,321,169</u>	<u>149,055,021</u>	<u>15,134,652</u>
Deferred Inflows of Resources	<u>8,562,491</u>	<u>5,349,816</u>	<u>3,212,675</u>
Total Liabilities and Inflows of Resources	<u>170,883,660</u>	<u>154,404,837</u>	<u>18,347,327</u>
Net Position:			
Investment in capital assets, net of related debt	22,588,175	21,664,908	923,267
Restricted	10,072,897	7,617,318	2,455,579
Unrestricted (deficit)	<u>(109,140,113)</u>	<u>(103,749,430)</u>	<u>(5,390,683)</u>
Total Net Position	<u><u>\$(76,479,041)</u></u>	<u><u>\$(74,467,204)</u></u>	<u><u>\$ (2,011,837)</u></u>

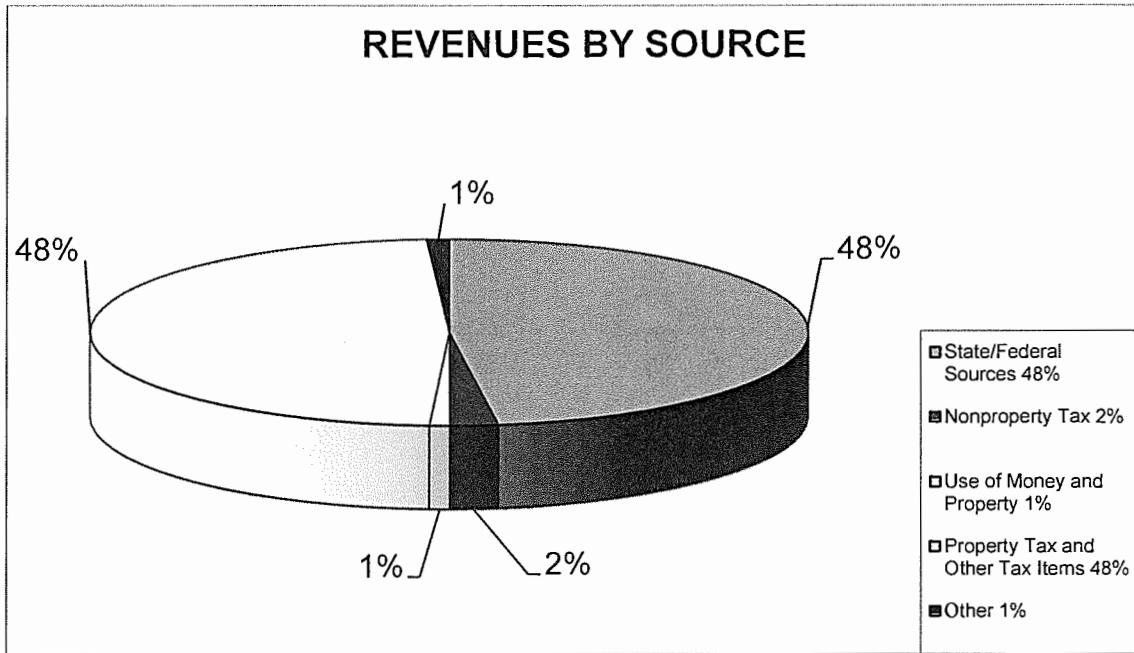


**Hudson City School District's  
Changes in Net Position  
For the Years Ended June 30, 2018 and 2017**

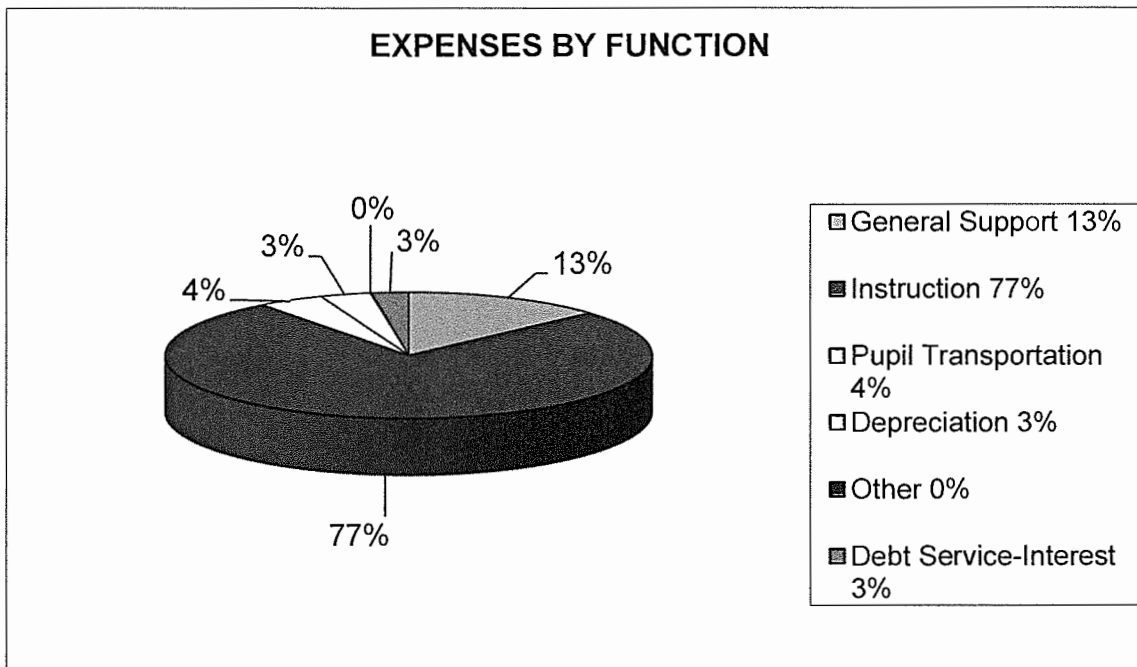
	Governmental Activities		Variance Increase (Decrease)
	2018	2017	
<b>Revenues:</b>			
Program Revenues:			
Charges for Services	\$ 400,721	\$ 278,613	\$ 122,108
Operating Grants and Contributions	4,267,286	4,933,111	(665,825)
Total Program Revenues	<u>\$ 4,668,007</u>	<u>\$ 5,211,724</u>	<u>\$ (543,717)</u>
General Revenues:			
Real Property Taxes	\$ 20,734,249	\$ 20,193,071	\$ 541,178
Other Tax Items	1,923,652	1,968,747	(45,095)
Nonproperty taxes	1,020,984	658,002	362,982
Use of Money and Property	429,591	279,615	149,976
Sale of Property and Compensation for Loss	7,893	20,818	(12,925)
Miscellaneous	434,918	581,737	(146,819)
State Sources	22,314,709	21,821,397	493,312
Federal Sources	213,204	268,278	(55,074)
Premium on Obligations	41,574	-	41,574
Total General Revenues	<u>47,120,774</u>	<u>45,791,665</u>	<u>1,329,109</u>
<b>Expenses (Net of Program Revenues):</b>			
Instruction	37,892,497	38,588,306	(695,809)
Support Services:			
General Support	5,895,905	6,725,215	(829,310)
Pupil Transportation	2,423,499	2,208,663	214,836
Community Service	41,609	39,988	1,621
Debt Service-Interest	1,257,386	1,237,678	19,708
Depreciation-Unallocated	1,654,385	1,703,669	(49,284)
School Lunch	(32,670)	(67,674)	35,004
Total Expenses	<u>49,132,611</u>	<u>50,435,845</u>	<u>(1,303,234)</u>
Change in Net Position	<u>\$ (2,011,837)</u>	<u>\$ (4,644,180)</u>	<u>\$ 2,632,343</u>

The following charts provide the percentage of breakdown of all revenues by source and all expenses by function for the entire District:

**Districtwide Revenues by Source  
For the Year Ended June 30, 2018**



**Districtwide Expenses by Function  
For the Year Ended June 30, 2018**



## FUND FINANCIAL STATEMENTS

The fund financial statements provide more detailed information about the District's funds, focusing on its most significant or "major" funds.

A fund is a grouping of related accounts, and is used to maintain control over resources that have been segregated for specific activities or objectives. The District, like other state and local governments, uses fund accounting to ensure and demonstrate compliance with finance related legal requirements. The District establishes other funds to control and manage money for particular purposes (such as repaying its long-term debts) or to show that it is properly using certain revenues (such as federal grants). All of the funds of the District can be divided into two categories; governmental funds, and fiduciary funds.

- **Governmental funds:** All of the District's services are reported in governmental funds. Governmental fund reporting focuses on showing how money flows into and out of funds, and the balances left at year-end that are available for spending. They are reported using the modified accrual method of accounting, which measures cash and all other financial assets that can readily be converted into cash. The governmental fund statements provide a detailed short-term view of the District's operations and the services it provides. Governmental fund information helps the reader determine whether there are more or fewer financial resources available to be spent in the near future to finance the District's programs. Because this information does not encompass the additional long-term focus of the district-wide statements, additional information at the bottom of the governmental funds statements explains the relationship (or differences) between them.
- **Fiduciary funds:** The District is the trustee, or *fiduciary*, for assets that belong to others, such as the scholarship fund and the student activities funds. The District is responsible for ensuring that the assets reported in these funds are used only for their intended purposes and by those to whom the assets belong. The District excludes these activities from the district-wide financial statements because it cannot use these assets to finance its operations.

## FUND FINANCIAL ANALYSIS (DISTRICT'S FUNDS)

The District's governmental funds (as presented on the balance sheet) reported a combined Fund Balance of \$11,324,376, which is above last year's total of \$5,305,458. The schedule below indicates the fund balance and the total change in fund balance by fund type as of June 30, 2018 and 2017.

	<u>Fund Balance 2018</u>	<u>Fund Balance 2017</u>	<u>Variance Increase (Decrease)</u>
General	\$ 6,609,197	\$ 4,966,331	\$ 1,642,866
School Lunch	333,658	299,053	34,605
Federal	-	-	-
Capital	4,281,133	(14,597)	4,295,730
Debt Service	100,388	54,671	45,717
Totals	<u>\$ 11,324,376</u>	<u>\$ 5,305,458</u>	<u>\$ 6,018,918</u>

**General Fund**

The tables that follow assist in illustrating the financial activities and balance of the general fund.

<b><u>Revenues:</u></b>	<b><u>2018</u></b>	<b><u>2017</u></b>	<b><u>Variance Increase (Decrease)</u></b>
Taxes and Other Tax Items	\$ 22,624,587	\$ 22,184,037	\$ 440,550
Nonproperty Taxes	1,020,984	658,002	362,982
Use of Money and Property	381,939	278,149	103,790
State/Federal Sources	22,527,913	22,089,675	438,238
Other	601,638	462,874	138,764
Operating Transfers In	21,619	28,408	(6,789)
Totals	<u>\$ 47,178,680</u>	<u>\$ 45,701,145</u>	<u>\$ 1,477,535</u>

<b><u>Expenses:</u></b>	<b><u>2018</u></b>	<b><u>2017</u></b>	<b><u>Variance Increase (Decrease)</u></b>
General Support	\$ 4,145,463	\$ 4,588,528	\$ (443,065)
Instruction	22,698,035	21,189,836	1,508,199
Pupil Transportation	2,372,919	2,143,411	229,508
Community Service	41,609	39,988	1,621
Employee Benefits	11,962,544	13,138,374	(1,175,830)
Debt Service	4,209,175	4,134,661	74,514
Other	106,069	367,008	(260,939)
Totals	<u>\$ 45,535,814</u>	<u>\$ 45,601,806</u>	<u>\$ (65,992)</u>

**GENERAL FUND BUDGET INFORMATION**

The District's budget is prepared in accordance with New York State law and is based on the modified accrual basis of accounting, utilizing cash receipts, disbursements, and encumbrances. The most significant budgeted fund is the General Fund.

**CAPITAL ASSETS**

The District's capital assets (net of accumulated depreciation) as of June 30, 2018 are as follows:

<u>Asset Description</u>	<u>Amount</u>
Land	\$ 46,962
Construction in Progress	12,918,867
Buildings and Improvements	49,851,308
Machinery and Equipment	787,135
Vehicles	<u>37,148</u>
Total	<u>\$63,641,420</u>

The total increase in the District's capital assets (net of accumulated depreciation) for the current fiscal year was \$9,305,530. The most significant change to the capital assets is attributable to the capital costs from the districtwide project less the depreciation expense.

**DEBT**

The District had debt outstanding including serial bonds and a capital lease in the amounts of \$45,334,378 as of June 30, 2018, an increase over the previous year of \$12,663,396. The debt outstanding for the year ended June 30, 2018 is summarized as follows:

<u>Debt Description</u>	<u>Outstanding Balance</u>
Bonds	\$ 44,935,000
Capital Lease	<u>399,378</u>
Totals	<u>\$ 45,334,378</u>

The District has refunding bonds outstanding, the proceeds of which are in escrow to fund other previously existing debt. The refunding was done to lower the interest payments that are paid in the future.

Under current state statutes, the District's general obligation bonded debt issues are subject to a legal limitation based on a percentage of the total full value of real property. At June 30, 2018 the District's general obligation debt was less than its total debt limit. The District has a bond rating of A.

## **FACTORS BEARING ON THE DISTRICT'S FUTURE**

At the time these financial statements were prepared and audited, the District was aware of existing circumstances that could significantly affect its financial health in the future. Although the Gap Elimination Adjustment has ended, the effects of the program remain. While the New York State Legislature passed a budget for 2018-19 that includes increased revenues for districts with significant ELL (English Language Learner) populations and Small City School Districts, the Foundation Aid Formula has yet to be adjusted to reflect the current landscape of New York State public schools. This makes those increases temporary and uncertain, which presents significant challenges in projecting revenues for districts like Hudson, where almost half of the District's revenue budget comes from state aid.

The property tax cap law provides a calculation for a tax levy limit, which caps the amount of revenues the District can raise through the levy of taxes. In addition to the financial restrictions of the tax cap calculation, the legislation poses a serious public relations challenge to the District. Due to the public perception of the law as being a "2% property tax cap", many members of the public interpret this as a law which caps their individual tax bills at 2%. Consequently, it has become the responsibility of the District to consistently combat the misconceptions of the law. The District's 2018-19 property tax increase of 3.25% was less than the tax cap of 3.85%. This qualifies the taxpayers for the Property Tax Relief Credit.

The District will continue to review existing educational program offerings, and review all services offered to determine if there are operational efficiencies that can be implemented. Areas such as special education and transportation have been focal points in the past in terms of cost cutting, and the District recognizes the burden that is placed in these areas because of some of the unfunded mandates originating from the State level. The District is in the process of updating the long range financial plan to ensure that it can maintain the funding levels necessary to support the District's mission and operations, while appropriately managing fund balance. To this end, the District plans to reduce liabilities whenever possible, and continue to fund existing reserves.

Current challenges include maintaining and upgrading the existing facilities. On February 9, 2016, the voters approved a multi-year capital project that addressed issues raised in the 2015 Building Condition Survey. Moreover, in response to declining enrollment trends, the Vision 2020 Capital Project will further consolidate the Hudson City School District Campus to create long-term programmatic and operational efficiencies. With the retirement of a portion of the District's debt in 2015-16, the timing of the capital project will reduce the financial burden to the taxpayers.

The second and final stage of the capital project, nearly completed at the time of this audit, will conclude the transition to a two-campus school district. Earlier this year, the Board of Education officially adopted the resolution to close the John L. Edwards Primary School (JLE) and relocate pre-K, kindergarten and first grade to the new primary wing at the M.C. Smith School as planned. There are no set plans for the future of the John L. Edwards school building at this time.

Two years ago, the New York State Education Department removed Hudson City School District from the “Focus District” list. This means that the District, and each of its schools, has been given a designation of “Good Standing” from NYSED. While this is an accomplishment to be celebrated, the District received supplemental State funding while it had the designation of being a “focus district”, to assist with the additional programmatic supports necessary to better educate and serve our students. By being a district in “good standing”, the District must continue to find ways to maintain and build upon the progress that has been made with less financial support.

The cost of employee benefits continues to be a major budgetary factor for all school districts. The District has worked to mitigate those costs through contract negotiations, while ensuring that District employees continue to receive ample benefits. For the 2018-19 school year, health insurance premiums rose at an average of 5.5 percent.

On a positive note, in May 2018, the Hudson City School District unveiled a state-of-the-art solar panel array behind Hudson Junior/Senior High School. With more than 3,800 solar panels, the installation is the largest school solar project in New York State to date. The solar field was built through the state-sponsored K-Solar Program, which supports NYS school districts in accessing affordable solar energy. The project is partially funded by the NY Power Authority (NYPA), the NYS Energy Research and Development Authority (NYSERDA), the NYS Education Department and Tesla. No money from the school district was used to fund the Board-approved project; however, the District stands to benefit from the cost savings associated with solar energy.

In conclusion, the Hudson City School District has committed itself to financial planning and fiscal accountability. The district will continue the essential long range financial plan, and will continue to strive to add to its fund balance to prepare for and to meet the challenges of the future.

### **CONTACTING THE DISTRICT’S FINANCIAL MANAGEMENT**

It is the intent of this report to provide the District’s citizens, taxpayers, customers, investors and creditors with a general overview of the District’s finances and to demonstrate the District’s accountability for the funds it receives. Questions concerning any of the information provided in this report or requests for additional financial information should be addressed to the following:

Sharifa Carbon, School Business Administrator  
Hudson City School District  
215 Harry Howard Avenue  
Hudson, New York 12534  
(518) 828-4360, x2100

HUDSON CITY SCHOOL DISTRICT  
STATEMENT OF NET POSITION  
June 30, 2018

-----

**ASSETS**

Unrestricted cash	\$	7,653,914	
Restricted cash		3,703,213	
Taxes receivable		762,302	
Other receivables, net		58,329	
State and federal aid receivable		1,671,892	
Due from other governments		360,028	
Due from fiduciary funds		524,200	
Inventories		27,726	
Capital assets, net		63,641,420	
Net pension asset		788,444	
Prepaid expenditures		99,750	
Total Assets		\$ 79,291,218	

**DEFERRED OUTFLOWS OF RESOURCES**

Pensions	\$	11,751,211	
OPEB-GASB 75		3,362,190	
Total Deferred Outflows of Resources		\$ 15,113,401	

**LIABILITIES**

**Current Liabilities:**

Accounts payable	\$	876,593	
Accrued liabilities		302,293	
Due to teachers' retirement system		1,677,904	
Due to employees' retirement system		162,833	
Due to other governments		47	
Unearned revenues		4,897	
		\$ 2,925,467	

**Long-Term Liabilities:**

**Due and payable within one year**

Bonds payable		2,925,000	
Other debt payable		263,233	
		\$ 3,188,233	

**Due and payable after one year**

Bonds payable		42,010,000	
Other debt payable		136,145	
Due to employees' retirement system		429,903	
Compensated absences payable		887,949	
Other postemployment benefits payable		112,235,733	
Net pension liability - proportionate share		408,639	
		\$ 145,668,369	

Total Liabilities		\$ 162,321,169	
-------------------	--	----------------	--

**DEFERRED INFLOWS OF RESOURCES**

Pensions		4,221,491	
Advanced refunding premium		4,341,000	
Total Deferred Inflows of Resources		\$ 8,562,491	

**NET POSITION**

Net Investment in Capital Assets		22,588,175	
Restricted		10,072,897	
Unrestricted (deficit)		(109,140,113)	
Total Net Position		\$ (76,479,041)	

See auditor's report. See notes to financial statements.



HUDSON CITY SCHOOL DISTRICT  
STATEMENT OF ACTIVITIES AND CHANGES IN NET POSITION  
For Year Ended June 30, 2018

	Expenses	Expenses Allocation	<u>Program Revenues</u>		Net (Expense) Revenue and Changes in Net Position
			Charges for Services	Operating Grants	
<b>FUNCTIONS/PROGRAMS</b>					
General support	\$ 4,145,463	\$ 1,750,442	\$ -	\$ -	\$ (5,895,905)
Instruction	26,241,611	15,139,380	158,827	3,329,667	(37,892,497)
Pupil transportation	2,435,297	50,580	-	62,378	(2,423,499)
Community services	41,609	-	-	-	(41,609)
Employee benefits	17,095,736	(17,095,736)	-	-	-
Debt service-interest	1,257,386	-	-	-	(1,257,386)
Depreciation	1,654,385	-	-	-	(1,654,385)
School lunch program	929,131	155,334	241,894	875,241	32,670
<b>Total Functions and Programs</b>	<u>\$ 53,800,618</u>	<u>\$ -</u>	<u>\$ 400,721</u>	<u>\$ 4,267,286</u>	<u>(49,132,611)</u>
<b>GENERAL REVENUES</b>					
Real property taxes					20,734,249
Other tax items					1,923,652
Nonproperty taxes					1,020,984
Use of money and property					429,591
Sale of property and compensation for loss					7,893
Miscellaneous					434,918
State sources					22,314,709
Federal sources					213,204
Premium on obligations					41,574
<b>Total General Revenues</b>					<u>47,120,774</u>
<b>Change in Net Position</b>					(2,011,837)
<b>Total Net Position - Beginning of year, restated (See Note XI.)</b>					<u>(74,467,204)</u>
<b>Total Net Position - End of year</b>					<u>\$ (76,479,041)</u>

See auditor's report. See notes to financial statements.

HUDSON CITY SCHOOL DISTRICT  
RECONCILIATION OF GOVERNMENTAL FUNDS BALANCE SHEET TO THE  
STATEMENT OF NET POSITION  
June 30, 2018

	Total Governmental Funds	Long-term Assets, Liabilities	Reclassifications and Eliminations	Statement of Net Position Totals
<b>ASSETS</b>				
Unrestricted cash	\$ 7,653,914	\$ -	\$ -	\$ 7,653,914
Restricted cash	3,703,213	-	-	3,703,213
Taxes receivable	762,302	-	-	762,302
Other receivables, net	58,329	-	-	58,329
Due from other funds	4,279,799	-	(4,279,799)	-
Due from fiduciary funds	-	-	524,200	524,200
Due from other governments	360,028	-	-	360,028
State and federal aid receivable	1,671,892	-	-	1,671,892
Inventories	27,726	-	-	27,726
Capital assets, (net)	-	63,641,420	-	63,641,420
Net pension asset	-	788,444	-	788,444
Prepaid expenditures	99,750	-	-	99,750
<b>Total Assets</b>	<b>\$ 18,616,953</b>	<b>\$ 64,429,864</b>	<b>\$ (3,755,599)</b>	<b>\$ 79,291,218</b>
<b>DEFERRED OUTFLOWS OF RESOURCES</b>				
Pensions	\$ -	\$ 11,751,211	\$ -	11,751,211
OPEB-GASB 75	-	3,362,190	-	3,362,190
<b>Total Deferred Outflows of Resources</b>	<b>\$ -</b>	<b>\$ 15,113,401</b>	<b>\$ -</b>	<b>\$ 15,113,401</b>
<b>LIABILITIES</b>				
Accounts payable	\$ 876,593	\$ -	\$ -	\$ 876,593
Accrued liabilities	242,978	59,315	-	302,293
Bonds payable	-	44,935,000	-	44,935,000
Other debt payable	-	399,378	-	399,378
Due to other funds	3,755,599	-	(3,755,599)	-
Due to other governments	47	-	-	47
Due to teachers' retirement system	1,677,904	-	-	1,677,904
Due to employees' retirement system	162,833	429,903	-	592,736
Other postemployment benefits payable	-	112,235,733	-	112,235,733
Compensated absences	-	887,949	-	887,949
Unearned revenues	4,897	-	-	4,897
Net pension liability- proportionate share	-	408,639	-	408,639
<b>Total Liabilities</b>	<b>\$ 6,720,851</b>	<b>\$ 159,355,917</b>	<b>\$ (3,755,599)</b>	<b>\$ 162,321,169</b>
<b>DEFERRED INFLOWS OF RESOURCES</b>				
Pensions	\$ -	\$ 4,221,491	\$ -	\$ 4,221,491
Deferred taxes- (City)	571,726	-	(571,726)	-
Advanced refunding premium	-	4,341,000	-	4,341,000
<b>Total Deferred Inflows of Resources</b>	<b>\$ 571,726</b>	<b>\$ 8,562,491</b>	<b>\$ (571,726)</b>	<b>\$ 8,562,491</b>
<b>FUND BALANCE/NET POSITION</b>				
<b>Total Fund Balance/Net Position</b>	<b>\$ 11,324,376</b>	<b>\$ (88,375,143)</b>	<b>\$ 571,726</b>	<b>\$ (76,479,041)</b>
<b>Total Liabilities, Deferred Inflows of Resources, and Fund Balance/Net Position</b>	<b>\$ 18,616,953</b>	<b>\$ 79,543,265</b>	<b>\$ (3,755,599)</b>	<b>\$ 94,404,619</b>

See auditor's report. See notes to financial statements.

HUDSON CITY SCHOOL DISTRICT  
RECONCILIATION OF GOVERNMENTAL FUNDS REVENUES, EXPENDITURES, AND CHANGES IN FUND  
BALANCE TO THE STATEMENT OF ACTIVITIES  
For Year Ended June 30, 2018  
-----

	Total Governmental Funds	Long-term Revenue, Expenses	Capital Related Items	Long-term Debt Transactions	Statement of Activities Totals
<b>REVENUES</b>					
Real property taxes	\$ 20,700,935	\$ 33,314	\$ -	\$ -	\$ 20,734,249
Other tax items	1,923,652	-	-	-	1,923,652
Nonproperty taxes	1,020,984	-	-	-	1,020,984
Charges for services	158,827	-	-	-	158,827
Use of money and property	429,591	-	-	-	429,591
Sale of property and compensation for loss	7,893	-	-	-	7,893
Miscellaneous	443,619	-	-	-	443,619
State sources	23,172,423	-	-	-	23,172,423
Federal sources	3,622,776	-	-	-	3,622,776
Sales - school lunch	233,193	-	-	-	233,193
<b>Total Revenues</b>	<u>51,713,893</u>	<u>33,314</u>	<u>-</u>	<u>-</u>	<u>51,747,207</u>
<b>EXPENDITURES</b>					
General support	4,145,463	-	-	-	4,145,463
Instruction	26,112,152	135,104	(5,645)	-	26,241,611
Pupil transportation	2,435,297	-	-	-	2,435,297
Community service	41,609	-	-	-	41,609
Employee benefits	12,117,878	4,977,858	-	-	17,095,736
Debt service-Principal	2,586,604	-	-	(2,586,604)	-
-Interest	1,664,145	(406,759)	-	-	1,257,386
Cost of sales	929,131	-	-	-	929,131
Capital outlay	10,954,270	-	(10,954,270)	-	-
Depreciation	-	-	1,654,385	-	1,654,385
<b>Total Expenditures</b>	<u>60,986,549</u>	<u>4,706,203</u>	<u>(9,305,530)</u>	<u>(2,586,604)</u>	<u>53,800,618</u>
<b>Excess (Deficiency) of Revenues Over Expenditures</b>	<u>(9,272,656)</u>	<u>(4,672,889)</u>	<u>9,305,530</u>	<u>2,586,604</u>	<u>(2,053,411)</u>
<b>OTHER SOURCES AND USES</b>					
Premium on obligations	41,574	-	-	-	41,574
Proceeds from debt	15,250,000	-	-	(15,250,000)	-
Operating transfers in	127,688	(127,688)	-	-	-
Operating transfers (out)	(127,688)	127,688	-	-	-
<b>Total Other Sources (Uses)</b>	<u>15,291,574</u>	<u>-</u>	<u>-</u>	<u>(15,250,000)</u>	<u>41,574</u>
<b>Net Change for the Year (Deficit)</b>	<u>\$ 6,018,918</u>	<u>\$ (4,672,889)</u>	<u>\$ 9,305,530</u>	<u>\$ (12,663,396)</u>	<u>\$ (2,011,837)</u>

See auditor's report. See notes to financial statements.

HUDSON CITY SCHOOL DISTRICT  
BALANCE SHEET- GOVERNMENTAL FUNDS  
June 30, 2018

	General	Special Aid	School Lunch	Debt Service	Capital Projects	Total Governmental Funds
<b>ASSETS</b>						
Unrestricted cash	\$ 2,335,401	\$ 546,266	\$ 439,440	\$ -	\$ 4,332,807	\$ 7,653,914
Restricted cash	3,654,374	-	-	48,839	-	3,703,213
Taxes receivable	762,302	-	-	-	-	762,302
Other receivables, net	40,329	-	18,000	-	-	58,329
State and federal aid receivable	670,036	947,826	54,030	-	-	1,671,892
Due from other funds	3,174,175	1,053,512	563	51,549	-	4,279,799
Due from other governments	360,028	-	-	-	-	360,028
Inventories	-	-	27,726	-	-	27,726
Prepaid expenditures	99,750	-	-	-	-	99,750
<b>Total Assets</b>	<b>\$ 11,096,395</b>	<b>\$ 2,547,604</b>	<b>\$ 539,759</b>	<b>\$ 100,388</b>	<b>\$ 4,332,807</b>	<b>\$ 18,616,953</b>
<b>LIABILITIES</b>						
Accounts payable	\$ 832,732	\$ 43,736	\$ -	\$ -	\$ 125	\$ 876,593
Accrued liabilities	188,128	54,850	-	-	-	242,978
Due to teachers' retirement system	1,677,904	-	-	-	-	1,677,904
Due to employees' retirement system	162,833	-	-	-	-	162,833
Due to other governments	-	-	47	-	-	47
Due to other funds	1,053,875	2,445,228	204,947	-	51,549	3,755,599
Unearned revenues	-	3,790	1,107	-	-	4,897
<b>Total Liabilities</b>	<b>3,915,472</b>	<b>2,547,604</b>	<b>206,101</b>	<b>-</b>	<b>51,674</b>	<b>6,720,851</b>
<b>DEFERRED INFLOWS OF RESOURCES</b>						
Deferred taxes- (City)	571,726	-	-	-	-	571,726
<b>Total Deferred Inflows of Resources</b>	<b>571,726</b>	<b>-</b>	<b>-</b>	<b>-</b>	<b>-</b>	<b>571,726</b>
<b>FUND BALANCES</b>						
Non-spendable	99,750	-	27,726	-	-	127,476
Restricted	3,654,374	-	-	100,388	6,318,135	10,072,897
Assigned	500,000	-	305,932	-	-	805,932
Unassigned (Deficit)	2,355,073	-	-	-	(2,037,002)	318,071
<b>Total Fund Balances</b>	<b>6,609,197</b>	<b>-</b>	<b>333,658</b>	<b>100,388</b>	<b>4,281,133</b>	<b>11,324,376</b>
<b>Total Liabilities, Deferred Inflows of Resources and Fund Balances</b>	<b>\$ 11,096,395</b>	<b>\$ 2,547,604</b>	<b>\$ 539,759</b>	<b>\$ 100,388</b>	<b>\$ 4,332,807</b>	<b>\$ 18,616,953</b>

See auditor's report. See notes to financial statements.

HUDSON CITY SCHOOL DISTRICT  
 STATEMENT OF REVENUES, EXPENDITURES AND CHANGES IN FUND BALANCE- GOVERNMENTAL  
 FUNDS  
 For Year Ended June 30, 2018

	General	Special Aid	School Lunch	Debt Service	Capital Projects	Total Governmental Funds
<b>REVENUES</b>						
Real property taxes	\$ 20,700,935	\$ -	\$ -	\$ -	\$ -	\$ 20,700,935
Other tax items	1,923,652	-	-	-	-	1,923,652
Nonproperty taxes	1,020,984	-	-	-	-	1,020,984
Charges for services	158,827	-	-	-	-	158,827
Use of money and property	381,939	-	1,935	45,717	-	429,591
Sale of property and compensation for loss	7,893	-	-	-	-	7,893
Miscellaneous	434,918	-	8,701	-	-	443,619
State sources	22,314,709	836,479	21,235	-	-	23,172,423
Federal sources	213,204	2,555,566	854,006	-	-	3,622,776
Sales	-	-	233,193	-	-	233,193
<b>Total Revenues</b>	<u>47,157,061</u>	<u>3,392,045</u>	<u>1,119,070</u>	<u>45,717</u>	<u>-</u>	<u>51,713,893</u>
<b>EXPENDITURES</b>						
General support	4,145,463	-	-	-	-	4,145,463
Instruction	22,698,035	3,414,117	-	-	-	26,112,152
Pupil transportation	2,372,919	62,378	-	-	-	2,435,297
Community services	41,609	-	-	-	-	41,609
Employee benefits	11,962,544	-	155,334	-	-	12,117,878
Debt service						
Principal	2,586,604	-	-	-	-	2,586,604
Interest	1,622,571	-	-	41,574	-	1,664,145
Capital outlay	-	-	-	-	10,954,270	10,954,270
Cost of sales	-	-	929,131	-	-	929,131
<b>Total Expenditures</b>	<u>45,429,745</u>	<u>3,476,495</u>	<u>1,084,465</u>	<u>41,574</u>	<u>10,954,270</u>	<u>60,986,549</u>
<b>Excess (Deficiency) of Revenues Over Expenditures</b>	<u>1,727,316</u>	<u>(84,450)</u>	<u>34,605</u>	<u>4,143</u>	<u>(10,954,270)</u>	<u>(9,272,656)</u>
<b>OTHER SOURCES AND USES</b>						
Premium on obligations	-	-	-	41,574	-	41,574
Proceeds from debt	-	-	-	-	15,250,000	15,250,000
Operating transfers in	21,619	106,069	-	-	-	127,688
Operating transfers (out)	(106,069)	(21,619)	-	-	-	(127,688)
<b>Total Other Sources (Uses)</b>	<u>(84,450)</u>	<u>84,450</u>	<u>-</u>	<u>41,574</u>	<u>15,250,000</u>	<u>15,291,574</u>
<b>Excess (Deficiency) of Revenues and Other Sources Over Expenditures and Other (Uses)</b>	<u>1,642,866</u>	<u>-</u>	<u>34,605</u>	<u>45,717</u>	<u>4,295,730</u>	<u>6,018,918</u>
<b>Fund Balance(Deficit)- Beginning of year</b>	<u>4,966,331</u>	<u>-</u>	<u>299,053</u>	<u>54,671</u>	<u>(14,597)</u>	<u>5,305,458</u>
<b>Fund Balance- End of year</b>	<u>\$ 6,609,197</u>	<u>\$ -</u>	<u>\$ 333,658</u>	<u>\$ 100,388</u>	<u>\$ 4,281,133</u>	<u>\$ 11,324,376</u>

See auditor's report. See notes to financial statements.

HUDSON CITY SCHOOL DISTRICT  
STATEMENT OF FIDUCIARY NET POSITION  
June 30, 2018  
-----

	<u>Agency</u>
<b>ASSETS</b>	
Cash	\$ 957,737
Other receivable, net	<u>9,872</u>
<b>Total Assets</b>	<u><u>\$ 967,609</u></u>
<b>LIABILITIES</b>	
Extraclassroom activity balances	\$ 106,780
Other liabilities	336,629
Due to governmental funds	<u>524,200</u>
<b>Total Liabilities</b>	<u><u>\$ 967,609</u></u>

See auditor's report. See notes to financial statements.

HUDSON CITY SCHOOL DISTRICT

NOTES TO FINANCIAL STATEMENTS

-----

**I. Summary of Significant Accounting Policies**

The financial statements of the Hudson City School District have been prepared in conformity with generally accepted accounting principles (GAAP). Those principles are as prescribed by the Governmental Accounting Standards Board (GASB) which is the accepted standard-setting body for establishing governmental accounting and financial reporting principles.

Significant accounting principles and policies utilized by the District are described below:

**A. Reporting Entity**

The Hudson City School District is governed by the laws of New York State. The District is an independent entity governed by an elected Board of Education consisting of 7 members. The President of the Board serves as the chief fiscal officer and the Superintendent is the chief executive officer. The Board is responsible for and controls all activities related to public school education within the District. Board members have authority to make decisions, power to appoint management, and primary accountability for all fiscal matters.

The reporting entity of the District is based upon criteria set forth by GASB Statement 14, The Financial Reporting Entity, as amended by GASB Statement 39, Component Units. The financial reporting entity consists of the primary government, organizations for which the primary government is financially accountable and other organizations for which the nature and significance of their relationship with the primary government are such that exclusion would cause the reporting entity's financial statements to be misleading or incomplete.

The accompanying financial statements present the activities of the District. The District is not a component unit of another reporting entity. The decision to include a potential component unit in the School District's reporting entity is based on several criteria including legal standing, fiscal dependency, and financial accountability. Based on the application of these criteria, the following is a brief review of certain entities included in the School District's reporting entity:

The Extraclassroom Activity Funds

The Extraclassroom Activity Funds of the Hudson City School District represent funds of the students of the School District. The Board of Education exercises general oversight of these funds. The Extraclassroom Activity Funds are independent of the School District with respect to its financial transactions and the designation of student management. Separate audited financial statements (cash basis) of the Extraclassroom Activity Funds are included in these financial statements. The District accounts for assets held as an agent for various student organizations in an agency fund.

# HUDSON CITY SCHOOL DISTRICT

## NOTES TO FINANCIAL STATEMENTS (CONTINUED)

-----

### I. **Summary of Significant Accounting Policies (Continued)**

#### B. **Joint Venture**

The Hudson City School District is one of 22 component school districts in the Rensselaer-Columbia-Greene Board of Cooperative Educational Services (BOCES). A BOCES is a voluntary, cooperative association of school districts in a geographic area that share planning, services, and programs which provide educational and support activities.

BOCES are organized under Section 1950 of the Education Law. A BOCES Board is considered a corporate body. All BOCES property is held by the BOCES Board as a corporation (Section 1950(6)). In addition, BOCES Boards are considered municipal corporations to permit them to contract with other municipalities on a cooperative basis under Section 119-n(a) of the General Municipal Law.

A BOCES' budget is comprised of separate budgets for administrative, program, and capital costs. Each component school district's share of administrative and capital cost is determined by resident public school district enrollment as defined in Education Law, Section 1950(4)(b)(7). In addition, component districts pay tuition or a service fee for programs in which its students participate.

There is no authority or process by which a school district can terminate its status as a BOCES component. In addition, component school districts pay tuition or a service fee for programs in which their students participate. Members of a BOCES Board are nominated and elected by their component member boards in accordance with provisions of Section 1950 of the Education Law.

During the year ended June 30, 2018, the Hudson City School District was billed \$2,873,760 for BOCES administrative and program costs. The District's share of BOCES Aid amounted to \$751,091. Financial statements for the BOCES Aid are available from the BOCES administrative office.

#### C. **Basis of Presentation**

##### 1. **Districtwide Statements**

The Districtwide Statement of Net Position and the Statement of Activities present financial information about the District's governmental activities. These statements include the financial activities of the overall government in its entirety, except those that are fiduciary. Eliminations have been made to minimize the double counting of internal transactions. Governmental activities generally are financed through taxes,



HUDSON CITY SCHOOL DISTRICT

NOTES TO FINANCIAL STATEMENTS (CONTINUED)

-----

**I. Summary of Significant Accounting Policies (Continued)**

**C. Basis of Presentation (Continued)**

**1. Districtwide Statements (Continued)**

State Aid, intergovernmental revenues, and other exchange and nonexchange transactions. Operating grants include operating-specific and discretionary (either operating or capital) grants, while the capital grants column reflects capital-specific grants.

The Statement of Net Position presents the financial position of the District at fiscal year-end. The Statement of Activities presents a comparison between program expenses and revenues for each function of the District's governmental activities. Direct expenses are those that are specifically associated with and are clearly identifiable to a particular function. Program revenues include charges paid by the recipients of goods or services offered by the programs, and grants and contributions that are restricted to meeting the operational or capital requirements of a particular program. Revenues that are not classified as program revenues, including all taxes, are presented as general revenues. Indirect expenses, principally employee benefits, are allocated to functional areas in proportion to the payroll expended for those areas.

**2. Fund Financial Statements**

The fund financial statements provide information about the District's funds, including fiduciary funds. Separate statements for each fund category (governmental and fiduciary) are presented. The emphasis of fund financial statements is on major governmental funds, each displayed in a separate column.

The District reports the following funds:

**a. Major Governmental Funds**

- (1) General Fund** - This is the District's primary operating fund. It accounts for all financial transactions that are not required to be accounted for in another fund.
- (2) Special Aid Fund** - These funds account for the proceeds of specific revenue sources, such as federal and state grants, that are legally restricted to expenditures for specified purposes and other activities whose funds are restricted as to use. These legal restrictions may be imposed either by governments that provide the funds, or by outside parties.

HUDSON CITY SCHOOL DISTRICT

NOTES TO FINANCIAL STATEMENTS (CONTINUED)

-----

I. Summary of Significant Accounting Policies (Continued)

C. Basis of Presentation (Continued)

2. Fund Financial Statements (Continued)

a. Major Governmental Funds (Continued)

- (3) **School Lunch Fund** – Used to account for transactions of the District’s lunch and breakfast programs.
- (4) **Debt Service Fund** – This fund accounts for the accumulation of resources and the payment of principal and interest on long-term obligations for governmental activities.
- (5) **Capital Projects Fund** – This fund is used to account for the financial resources used for acquisition, construction, or major repair of capital facilities.

b. Fiduciary Funds

Fiduciary activities are those in which the District acts as trustee or agent for resources that belong to others. These activities are not included in the districtwide financial statements, because their resources do not belong to the District, and are not available to be used. There are two classes of fiduciary funds:

- (1) **Private Purpose Trust Funds** – These funds are used to account for trust arrangements in which principal and income benefits annual third party awards and scholarships for students. Established criteria govern the use of the funds and members of the District or representatives of the donors may serve on committees to determine who benefits.
- (2) **Agency Funds** – These funds are strictly custodial in nature and do not involve the measurement of results of operations. Assets are held by the District as agent for various student groups or extraclassroom activity funds and for payroll or employee withholding.

HUDSON CITY SCHOOL DISTRICT

NOTES TO FINANCIAL STATEMENTS (CONTINUED)

-----

**I. Summary of Significant Accounting Policies (Continued)**

**D. Measurement Focus and Basis of Accounting**

Accounting and financial reporting treatment is determined by the applicable measurement focus and basis of accounting. Measurement focus indicates the type of resources being measured such as current financial resources or economic resources. The basis of accounting indicates the timing of transactions or events for recognition in the financial statements.

The districtwide and fiduciary fund financial statements are reported using the economic resources measurement focus and the accrual basis of accounting. Revenues are recorded when earned and expenses are recorded at the time liabilities are incurred, regardless of when the related cash transaction takes place. Nonexchange transactions, in which the District gives or receives value without directly receiving or giving equal value in exchange, include property taxes, grants and donations. On an accrual basis, revenue from property taxes is recognized in the fiscal year for which the taxes are levied. Revenues from grants and donations are recognized in the fiscal year in which all eligibility requirements have been satisfied.

The fund statements are reported using the current financial resources measurement focus and the modified accrual basis of accounting. Under this method, revenues are recognized when measurable and available. The District considers all revenues reported in the governmental funds to be available if the revenues are collected within 60 days after the end of the fiscal year.

Expenditures are recorded when the related fund liability is incurred, except for principal and interest on general long-term debt, claims and judgments, and compensated absences, which are recognized as expenditures to the extent they have matured. General capital asset acquisitions are reported as expenditures in governmental funds. Proceeds of general long-term debt and acquisitions under capital leases are reported as other financing sources.

**E. Cash and Investments**

The District's cash and cash equivalents consist of cash on hand, demand deposits, and short-term investments with original maturities of three months or less from date of acquisition. New York State law governs the District's investment policies. Resources must be deposited in FDIC-insured commercial banks or trust companies located within the State. Permissible investments include obligations of the United States Treasury, United States Agencies, repurchase agreements and obligations of New York State or its localities. Collateral is required for demand and time deposits and certificates of deposit not covered by FDIC insurance. Obligations that may be pledged as collateral are obligations of the United States and its agencies and obligations of the State and its municipalities and districts. Certain cash balances are restricted by various legal and contractual obligations, such as legal reserves and debt agreements.

# HUDSON CITY SCHOOL DISTRICT

## NOTES TO FINANCIAL STATEMENTS (CONTINUED)

-----

### I. Summary of Significant Accounting Policies (Continued)

#### F. Property Taxes

Real property taxes are levied annually by the Board of Education no later than September 1, and become a lien on July 5. Taxes are collected during the period July 15 to October 15.

The City and Counties in which the District is located enforce uncollected real property taxes. An amount representing all uncollected real property taxes must be transmitted by the City to the District within two years from the return of unpaid taxes to the city. Real property taxes receivable expected to be collected within 60 days of year-end, less similar amounts collected during this period in the preceding year are recognized as revenue. Otherwise, a deferred inflow of resources offset real property taxes receivable.

#### G. Restricted Resources

When an expense is incurred for purposes for which both restricted and unrestricted net assets are available, the District's policy concerning which to apply first varies with the intended use, and with the associated legal requirements, many of which are described elsewhere in these Notes to Financial Statements.

#### H. Interfund Transactions

The operations of the District include transactions between funds. These transactions may be temporary in nature, such as with interfund borrowings. The District typically loans resources between funds for the purpose of providing cash flow. These interfund receivables and payables are expected to be repaid within one year. Permanent transfers of funds include the transfer of expenditures and revenues to provide financing or other services.

In the districtwide statements, the amounts reported on the Statement of Net Position for interfund receivables and payables represent amounts due between different fund types (governmental activities and fiduciary funds). Eliminations have been made for all interfund receivables and payables between funds, with the exception of those due from or to the fiduciary funds.

The governmental funds report all interfund transactions as originally recorded. Interfund receivables and payables may be netted on the accompanying governmental funds balance sheet when it is the District's practice to settle these amounts at a net balance based upon the right of legal offset.

Refer to Note V for a detailed disclosure by individual fund for interfund receivables, payables, expenditures and revenues activity.

HUDSON CITY SCHOOL DISTRICT

NOTES TO FINANCIAL STATEMENTS (CONTINUED)

-----

**I. Summary of Significant Accounting Policies (Continued)**

**I. Estimates**

The preparation of financial statements in conformity with generally accepted accounting principles in the United States of America requires management to make estimates and assumptions that affect the reported amount of assets and liabilities and disclosure of contingent assets and liabilities at the date of the financial statements and the reported revenues and expenses during the reporting period. Actual results could differ from those estimates. Estimates and assumptions are made in a variety of areas, including computation of encumbrances, compensated absences, potential contingent liabilities and useful lives of long-lived assets.

**J. Receivables**

Accounts receivable are shown gross, with uncollectible amounts recognized under the direct write-off method. No allowance for uncollectible accounts has been provided since it is believed that such allowance would not be material.

**K. Inventories and Prepaid Items**

Inventories of food in the School Lunch Fund are recorded at cost on a first-in, first-out basis, or in the case of surplus food, at stated value that approximates market. Purchases of inventorable items in other funds are recorded as expenditures at the time of purchase, and are considered immaterial in amount.

Prepaid items represent payments made by the District for which benefits extend beyond year-end. These payments to vendors reflect costs applicable to future accounting periods and are recorded as prepaid items in both the districtwide and fund financial statements. These items are reported as assets on the Statement of Net Position or balance sheet using the consumption method. Under the consumption method, a current asset for the prepaid amounts is recorded at the time of purchase and an expense/expenditure is reported in the year the goods or services are consumed.

A portion of fund balance has been classified as nonspendable to indicate that inventory does not constitute an available spendable resource.

**L. Other Assets/Restricted Assets**

Certain proceeds from serial bonds and bond anticipation notes, as well as resources set aside for their repayment are classified as restricted assets in the districtwide financial statements and their use is limited by applicable bond covenants.

HUDSON CITY SCHOOL DISTRICT

NOTES TO FINANCIAL STATEMENTS (CONTINUED)

-----

**I. Summary of Significant Accounting Policies (Continued)**

**L. Other Assets/Restricted Assets (Continued)**

In the districtwide financial statements, bond discounts and premiums, and any prepaid bond insurance costs are deferred and amortized over the life of the debt issue. Bond issuance costs are recognized as an expense in the period incurred.

**M. Capital Assets**

Capital assets are reflected in the districtwide financial statements. Capital assets are reported at historical cost or estimated historical costs, based on appraisals conducted by independent third party professionals. Donated assets are reported at fair market value as of the date received. Additions, improvements and other capital outlays that significantly extend the useful life of an asset are capitalized. Other costs incurred for repairs and maintenance are expensed as incurred.

Capital assets, except land, are depreciated on a straight-line basis over their estimated useful lives. Capitalization thresholds and estimated useful lives of capital assets reported in the districtwide statements are as follows:

	Capitalization Threshold	Estimated Useful Life
Site Improvements	\$ 500	20
Buildings and Improvements	\$ 500	15-50
Furniture and Equipment	\$ 500	5-15
Vehicles	\$ 500	8

**N. Compensated Absences**

Compensated absences consist of unpaid accumulated annual sick leave, vacation, and sabbatical time.

Sick leave eligibility and accumulation is specified in negotiated labor contracts, and in individual employment contracts. Upon retirement, resignation or death, employees may contractually receive a payment based on unused accumulated sick leave.

District employees are granted vacation in varying amounts, based primarily on length of service and service position. Some earned benefits may be forfeited if not taken within varying time periods.

HUDSON CITY SCHOOL DISTRICT

NOTES TO FINANCIAL STATEMENTS (CONTINUED)

-----

**I. Summary of Significant Accounting Policies (Continued)**

**N. Compensated Absences (Continued)**

Consistent with GASB Statement 16, Accounting for Compensated Absences, the liability has been calculated using the vested method and an accrual for that liability is included in the Districtwide Financial Statements. The compensated absences liability is calculated based on the pay rates in effect at year end. In the fund statements only the amount of matured liabilities is accrued within the General Fund based upon expendable and available resources. These amounts are expensed on a pay-as-you-go basis.

**O. Accrued Liabilities and Long-Term Obligations**

Payables, accrued liabilities and long-term obligations are reported in the districtwide financial statements. In the governmental funds, payables and accrued liabilities are paid in a timely manner and in full from current financial resources.

Claims and judgments and compensated absences that will be paid from governmental funds are reported as a liability in the funds financial statements only to the extent that they are due for payment in the current year. Bonds and other long-term obligations that will be paid from governmental funds are recognized as a liability in the fund financial statements when due.

Long-term obligations represent the District's future obligations or future economic outflows. The liabilities are reported as due in one year or due within more than one year in the Statement of Net Position.

**P. Deferred Outflows of Resources**

Deferred outflows of resources, in the Statement of Net Position, represents a consumption of net position that applies to a future reporting period and so will not be recognized as an outflow of resources (expense/expenditure) until that time. The District has three items that qualify for reporting in this category, both of which relate to pensions. The first item represents the effect of the net change in the District's proportion of the collective net pension asset or liability and the difference during the measurement period between the District's contributions and its proportionate share of total contributions to the pension systems not included in pension expense. The second item is the District's contributions to the pension systems (TRS and ERS Systems) and OPEB subsequent to the measurement date. The third item relates to OPEB reporting in the districtwide Statement of Net Position. This represents the effect of the net change in the actual and expected experience.

HUDSON CITY SCHOOL DISTRICT

NOTES TO FINANCIAL STATEMENTS (CONTINUED)

-----

**I. Summary of Significant Accounting Policies (Continued)**

**Q. Deferred Inflows of Resources**

Deferred inflows of resources represents an acquisition of net position that applies to a future period(s) and so will not be recognized as an inflow of resources (revenue) until that time. The District has three items that qualify for reporting in this category. The first item is related to pensions reported in the Districtwide Statement of Net Position. This represents the effect of net change in the District's proportion of the collective net pension liability and difference during the measurement periods between the District's contributions and its proportionate share of total contributions to the pension systems not included in pension expense, and the net difference between projected and actual earnings on pension plan investments. The second item is related to the premium received from advanced refunding which is amortized over the life of the bond issue. The third item is related to deferred real property taxes.

**R. Unearned Revenue**

Unearned revenues arise when resources are received by the District before it has a legal claim to them, as when grant monies are received prior to the incurrence of qualifying expenditures or when charges for service monies are received in advance from payers prior to the services being rendered by the District. These amounts are recorded as liabilities in the financial statements. The liabilities are removed and revenues are recognized in subsequent periods when the District has legal claim to the resources.

**S. Other Benefits**

Eligible District employees participate in the New York State Teachers' Retirement System or the New York State and Local Employees' Retirement System.

District employees may choose to participate in the District's elective deferred compensation plans established under Internal Revenue Code Sections 403(b) and 457.

In addition to providing pension benefits, the District provides postemployment health insurance coverage and survivor benefits to retired employees and their survivors in accordance with the provision of various employment contracts in effect at the time of retirement.

Substantially all of the District's employees may become eligible for these benefits if they reach normal retirement age while working for the District. Health care benefits are provided through plans whose premiums are based on the benefits paid during the year. The cost of providing post-retirement benefits is shared between the District and the retired employee. The District recognizes the cost of providing health insurance by recording its share of insurance premiums as an expenditure.



HUDSON CITY SCHOOL DISTRICT

NOTES TO FINANCIAL STATEMENTS (CONTINUED)

-----

I. **Summary of Significant Accounting Policies (Continued)**

T. **Short-Term Debt**

The School District may issue Revenue and Tax Anticipation Notes in anticipation of receipt of revenues. These notes are recorded as a liability of the fund that will actually receive the proceeds from the issuance of the notes. The revenue anticipation and tax anticipation notes represent a liability that will be extinguished by the use of expendable, available resources of the fund.

The District may issue budget notes up to an amount not to exceed 5% of the amount of the annual budget during any fiscal year for expenditures for which there is an insufficient or no provision made in the annual budget. The budget note must be repaid no later than the close of the second fiscal year succeeding the year in which the note was issued.

The School District may issue Bond Anticipation Notes in anticipation of proceeds from the subsequent sale of bonds. These notes are recorded as a current liability of the fund that will actually receive the proceeds from the issuance of bonds. State law requires that bond anticipation notes issued for capital purposes be converted to long-term financing within five years after the original issue date.

U. **Equity Classifications**

1. **Districtwide Statements**

In the districtwide statements there are three classes of net position:

**Net investment in capital assets** – consists of net capital assets (cost less accumulated depreciation) reduced by outstanding balances of related debt obligations from the acquisition, construction or improvement of those assets.

**Restricted net position** – reports net position when constraints placed on the assets are either externally imposed by creditors (such as through debt covenants), grantors, contributors, or laws or regulations of other governments, or imposed by law through constitutional provisions or enabling legislation.

**Unrestricted net position** – reports all other net position that do not meet the definition of the above two classifications and are deemed to be available for general use by the District.

HUDSON CITY SCHOOL DISTRICT

NOTES TO FINANCIAL STATEMENTS (CONTINUED)

-----

I. **Summary of Significant Accounting Policies (Continued)**

U. **Equity Classifications (Continued)**

2. **Fund Statements**

In the fund basis statements, there are five classifications of fund balance:

**Non-spendable** – includes amounts that cannot be spent because they are either not spendable form or legally or contractually required to be maintained intact. Non-spendable fund balance includes the inventory recorded in the School Lunch Fund of \$27,726.

**Restricted** – includes amounts with constraints placed on the use of resources either externally imposed by creditors, grantors, contributors, or laws or regulations of other governments; or imposed by law through constitutional provisions or enabling legislation. All encumbrances of funds other than the General Fund are classified as restricted fund balance. The School District has established the following restricted fund balances:

1. **Encumbrances**

Encumbrance accounting, under which purchase orders, contracts and commitments of expenditures are recorded for budgetary control purposes in order to reserve applicable appropriations, is employed as a control in preventing over-expenditure of established appropriations. Open encumbrances are reported as restricted fund balance in all funds other than the General Fund, since they do not constitute expenditures or liabilities and will be honored through budget appropriations in the subsequent year.

2. **Workers' Compensation**

This reserve is used to pay for compensation benefits and other expenses authorized by Article 2 of the Workers' Compensation Law, and for payment of expenses of administering this self-insurance program. The reserve may be established by Board action, and is funded by budgetary appropriations and such other funds as may be legally appropriated. Within sixty days after the end of any fiscal year, excess amounts may either be transferred to another reserve or the excess applied to the appropriations of the next succeeding fiscal year's budget. The reserve is accounted for in the General Fund.

HUDSON CITY SCHOOL DISTRICT

NOTES TO FINANCIAL STATEMENTS (CONTINUED)

-----

**I. Summary of Significant Accounting Policies (Continued)**

**U. Equity Classifications (Continued)**

2. Fund Statements (Continued)

3. Employee Retirement Contributions

This reserve is used for future employee's retirement obligations. This reserve may be established by a majority vote of the Board, and is funded by budgetary appropriations and such other reserves and funds that may be legally appropriated.

4. Tax Reduction

This reserve is used to reduce real property taxes over a period of time. The reserve is created by resolution of the Board of Education and is used to reduce real property taxes for a period not to exceed ten years. The source of funds is the proceeds from the sale of real property, after being used for any other legally required purpose.

5. Employee Benefit Accrued Liability

This reserve is used to set aside funds for the payment of accrued employee benefits due an employee upon termination of the employee's service. This reserve may be established by a majority vote of the Board, and is funded by budgetary appropriations and such other reserves and funds that may be legally appropriated. This reserve is accounted for in the General Fund.

6. Repair

This reserve is used to pay the cost of repairs to capital improvements or equipment, which repairs are of a type not recurring annually. The Board of Education without voter approval may establish a repair reserve fund by a majority vote of its members. Voter approval is required to fund this reserve. Expenditures from this reserve may be made only after a public hearing has been held, except in emergency situations. If no hearing is held, the amount expended must be repaid to the reserve fund over the next two subsequent fiscal years. This reserve is accounted for in the General Fund.

HUDSON CITY SCHOOL DISTRICT

NOTES TO FINANCIAL STATEMENTS (CONTINUED)

-----

**I. Summary of Significant Accounting Policies (Continued)**

**U. Equity Classifications (Continued)**

**2. Fund Statements (Continued)**

Restricted fund balance includes the following:

General Fund		
Employee Retirement Contributions	\$	580,658
Repair		715,000
Tax Reduction		555,884
Workers' Compensation		1,108,048
Employee Benefit Accrued Liability		694,784
Debt Service Fund		100,388
Capital Fund		6,318,135
Total restricted funds	\$	10,072,897

**Committed** – Includes amounts that can only be used for the specific purposes pursuant to constraints imposed by formal action of the School District’s highest level of decision making, the Board of Education. The School District has no committed fund balances as of June 30, 2018.

**Assigned** – Includes amounts that are constrained by the School District’s intent to be used for specific purposes, but are neither restricted nor committed. All encumbrances of the General Fund are classified as **Assigned Fund Balance** in the General Fund. Encumbrances reported in the General Fund amounted to \$0 and the assigned fund balance amounted to \$500,000.

**Unassigned** – Includes all other General Fund amounts that do not meet the definition of the above four classifications and are deemed to be available for general use by the District and could report a surplus or deficit. In funds other than the general fund, the unassigned classification is used to report a deficit fund balance resulting from over spending for specific purposes for which amounts had been restricted or assigned.

NYS Real Property Tax Law 1318 limits the amount of unexpended surplus funds a School District can retain to no more than 4% of the School District’s budget for the General Fund for the ensuing fiscal year. Nonspendable and restricted fund balance of the General Fund are excluded from the 4% limitation. Amounts appropriated for the subsequent year and encumbrances are also excluded from the 4% limitation.

HUDSON CITY SCHOOL DISTRICT

NOTES TO FINANCIAL STATEMENTS (CONTINUED)

-----

**I. Summary of Significant Accounting Policies (Continued)**

**U. Equity Classifications (Continued)**

**2. Fund Statements (Continued)**

Order of Use of Fund Balance:

The District's policy is to apply expenditures against nonspendable fund balance, restricted fund balance, committed fund balance, assigned fund balance and unassigned fund balance at the end of the fiscal year. For all funds, nonspendable fund balances are determined first and then restricted fund balances for specific purposes are determined. Any remaining fund balance amounts for funds other than the General Fund are classified as restricted fund balance. In the General Fund, committed fund balance is determined next and then assigned. The remaining amounts are reported as unassigned. Assignments of fund balance cannot cause a negative unassigned fund balance.

**V. New Accounting Standards**

The District has adopted all current Statements of the Governmental Accounting Standards Board (GASB) that are applicable. At June 30, 2018, the District implemented the following new standard issued by GASB:

GASB has issued Statement 75, *Accounting and Financial Reporting for Post-employment Benefits Other Than Pensions*, effective for the year ending June 30, 2018.

**W. Future Changes in Accounting Standards**

GASB Statement 84, *Fiduciary Activities*, effective for the year ending June 30, 2019.

The school district will evaluate the impact that this pronouncement may have on its financial statements and will implement it as applicable and when material.

HUDSON CITY SCHOOL DISTRICT

NOTES TO FINANCIAL STATEMENTS (CONTINUED)

-----

**II. Explanation of Certain Differences between Governmental Fund Statements and Districtwide Statements**

Due to differences in the measurement focus and basis of accounting used in the governmental fund statements and the districtwide statements, certain financial transactions are treated differently. The basic financial statements contain a full reconciliation of these items. The differences result primarily from the economic focus of the Statement of Activities, compared with the current financial resources focus of the governmental funds.

1. Total Fund Balances of Governmental Funds vs. Net Position of Governmental Activities:

Total fund balances of the District's governmental funds differ from "net position" of governmental activities reported in the Statement of Net Position. This difference primarily results from the additional long-term economic focus of the Statement of Net Position versus the solely current financial resources focus of the governmental fund balance sheets.

2. Statement of Revenues, Expenditures, and Changes in Fund Balance vs. Statement of Activities:

Differences between the funds Statement of Revenues, Expenditures and Changes in Fund Balance and the Statement of Activities fall into one of three broad categories:

a. Long-term revenue differences:

Long-term revenue differences arise because governmental funds report revenues only when they are considered "available", whereas the Statement of Activities reports revenues when earned. Differences in long-term expenses arise because governmental funds report on a modified accrual basis, whereas the accrual basis of accounting is used on the Statement of Activities.

b. Capital related differences:

Capital related differences include the difference between proceeds for the sale of capital assets reported on governmental fund statements and the gain or loss on the sale of assets as reported on the Statement of Activities, and the difference between recording an expenditure for the purchase of capital items in the governmental fund statements and depreciation expense on those items as recorded in the Statement of Activities.

HUDSON CITY SCHOOL DISTRICT

NOTES TO FINANCIAL STATEMENTS (CONTINUED)

-----

**II. Explanation of Certain Differences between Governmental Fund Statements and Districtwide Statements (Continued)**

2. Statement of Revenues, Expenditures, and Changes in Fund Balance vs. Statement of Activities (Continued):

c. Long-term debt transaction differences:

Long-term debt transaction differences occur because both interest and principal payments are recorded as expenditures in the governmental fund statements, whereas interest payments are recorded in the Statement of Activities as incurred, and principal payments are recorded as a reduction of liabilities in the Statement of Net Position.

d. Pension differences:

Pension differences occur as a result of changes in the District’s proportion of the collective net pension asset/liability and differences between the District’s contributions and its proportionate share of the total contributions to the pension systems.

The costs of building and acquiring capital assets (land, buildings, and equipment) financed from governmental funds are reported as expenditures in the year they are incurred, and the assets do not appear on the Balance Sheet. However, the Statement of Net Position includes those capital assets among the assets of the District as a whole, and their original costs are expensed annually of their useful lives.

Original cost of capital assets	\$92,450,821	
Accumulated depreciation	<u>28,809,401</u>	
Capital assets, net	<u>\$63,641,420</u>	

Long-term liabilities are reported in the Statement of Net Position, but not in the governmental funds, because they are not due and payable in the current period. Balances at year end were:

	2018	2017
Bonds and notes payable	\$ 44,935,000	\$ 32,020,000
Other debt	\$ 399,378	\$ 650,982
Compensated absences payable	\$ 887,949	\$ 752,845
OPEB obligations	\$ 112,235,733	\$ 60,394,266
Due to employees' retirement system	\$ 429,903	\$ 502,667
Net pension liability-proportionate share	\$ 408,639	\$ 2,277,143

# HUDSON CITY SCHOOL DISTRICT

## NOTES TO FINANCIAL STATEMENTS (CONTINUED)

-----

### II. Explanation of Certain Differences between Governmental Fund Statements and Districtwide Statements (Continued)

#### 2. Statement of Revenues, Expenditures, and Changes in Fund Balance vs. Statement of Activities (Continued):

When the purchase or construction of capital assets is financed through governmental funds, the resources expended for those assets are reported as expenditures in the years they are incurred. However, in the Statement of Activities, the cost of those assets is allocated over their estimated useful lives and reported as depreciation expense. Depreciation of \$1,654,385 was less than capital expenditures of \$10,959,915 in the current year.

Repayment of bond principal of \$2,586,604 is an expenditure in the governmental funds, but it reduces long-term liabilities in the Statement of Net Position, and does not affect the Statement of Activities.

Interest on long-term debt and short-term debt in the Statement of Activities differs from the amount reported in the governmental funds because interest is recorded as an expenditure in the funds when it is due, and thus requires the use of current financial resources. In the Statement of Activities, however, interest expense is recognized as the interest accrues, regardless of when it is due. The interest reported in the Statement of Activities decreased by \$406,759.

### III. Changes in Accounting Principles

For the fiscal year ended June 30, 2018, the District implemented GASB Statement #75, *Accounting and Financial Reporting for Post-employment Benefits Other Than Pensions*. The implementation of the statement requires District's to report Other Post-Employment Benefits (OPEB) liabilities, OPEB expenses, deferred outflow of resources and deferred inflow of resources related to OPEB. See Note XI. for the financial statement impact of the implementation of the statement.

### IV. Cash and Investments

#### A. Deposits

The Hudson City School District's investment policies are governed by State statutes. The Hudson City School District's monies must be deposited in FDIC-insured commercial banks or trust companies located within the State. The Treasurer is authorized to use demand accounts and certificates of deposit. Permissible investments include obligations of the U.S. Treasury and U.S. Agencies, repurchase agreements, and obligations of New York State or its localities.

Collateral is required for demand and time deposits and certificates of deposit not covered by Federal Deposit Insurance. Obligations that may be pledged as collateral are: obligations of the United States and its agencies and obligations of the State and its municipalities and school districts.



HUDSON CITY SCHOOL DISTRICT

NOTES TO FINANCIAL STATEMENTS (CONTINUED)

-----

**IV. Cash and Investments (Continued)**

**A. Deposits (Continued)**

Custodial credit risk is the risk that in an event of a bank failure, the District's deposits may not be returned to it. GASB directs that deposits be disclosed as exposed to custodial credit risk if they are not covered by depository insurance and the deposits are as follows:

- A. Uncollateralized
- B. Collateralized by securities held by the pledging financial institution, or
- C. Collateralized by securities held by the pledging financial institution's trust department or agent but not in the District's name.

Deposits and investments at year end were entirely covered by Federal Deposit Insurance or by collateral held by the School District's custodial bank in the School District's name.

The District did not have any investments at year end or during the year.

**V. Interfund Transaction**

Interfund balances at June 30, 2018 are as follows:

	Interfund		Interfund	
	Receivable	Payable	Revenues	Expenditures
General Fund	\$ 3,174,175	\$ 1,053,875	\$ 21,619	\$ 106,069
Special Aid Fund	1,053,512	2,445,228	106,069	21,619
School Lunch Fund	563	204,947	-	-
Capital Fund	-	51,549	-	-
Debt Service Fund	51,549	-	-	-
	4,279,799	3,755,599	\$ 127,688	\$ 127,688
Total governmental activities	4,279,799	3,755,599	\$ 127,688	\$ 127,688
Fiduciary Agency Fund	-	524,200		
Totals	\$ 4,279,799	\$ 4,279,799		

The District typically transfers from the General Fund to the Special Aid Fund to pay its' share of the Summer Handicapped Program.

Interfund receivables and payables, other than between governmental activities and fiduciary funds, are eliminated on the Statement of Net Position.

HUDSON CITY SCHOOL DISTRICT

NOTES TO FINANCIAL STATEMENTS (CONTINUED)

-----

**VI. Capital Assets**

A summary of changes in general fixed assets follows:

	Restated Balance 7/1/2017	Additions	Deletions	Balance 6/30/2018
<u>Capital assets-not depreciated:</u>				
Land	\$ 46,962	\$ -	\$ -	\$ 46,962
Construction in progress	1,964,597	10,954,270	-	12,918,867
Total capital assets-not depreciated:	<u>2,011,559</u>	<u>10,954,270</u>	<u>-</u>	<u>12,965,829</u>
<u>Other capital assets:</u>				
Buildings and improvements	76,001,023	-	-	76,001,023
Machinery and equipment	3,258,886	5,645	548	3,263,983
Vehicles	219,986	-	-	219,986
Total other capital assets:	<u>79,479,895</u>	<u>5,645</u>	<u>548</u>	<u>79,484,992</u>
<u>Less accumulated depreciation:</u>				
Buildings and improvements	24,656,491	1,493,224	-	26,149,715
Machinery and equipment	2,324,527	152,869	548	2,476,848
Vehicles	174,546	8,292	-	182,838
Total accumulated depreciation	<u>27,155,564</u>	<u>1,654,385</u>	<u>548</u>	<u>28,809,401</u>
Other capital assets, net	<u>52,324,331</u>	<u>(1,648,740)</u>	<u>-</u>	<u>50,675,591</u>
Total	<u>\$ 54,335,890</u>	<u>\$ 9,305,530</u>	<u>\$ -</u>	<u>\$ 63,641,420</u>

Depreciation expense for the period was shown as unallocated in the Statement of Activities.

HUDSON CITY SCHOOL DISTRICT

NOTES TO FINANCIAL STATEMENTS (CONTINUED)

-----

**VII. Pension Plans**

1. General Information

New York State and Local Employees' Retirement System (ERS) and the New York State Teachers' Retirement (TRS) (the Systems).

2. Plan Descriptions and Benefits Provided

**Teachers' Retirement System (TRS)**

The District participates in the New York State Teachers' Retirement System (TRS). This is a cost-sharing multiple-employer retirement system. The System provides retirement benefits as well as, death and disability benefits to plan members and beneficiaries as authorized by the Education Law and the Retirement and Social Security Law of the State of New York. The System is governed by a 10 member Board of Trustees. System benefits are established under New York State Law. Membership is mandatory and automatic for all full-time teachers, teaching assistants, guidance counselors and administrators employed in New York Public Schools and BOCES who elected to participate in TRS. Once a public employer elects to participate in the System, the election is irrevocable. The New York State Constitution provides that pension membership is a contractual relationship and plan benefits cannot be diminished or impaired. Benefits can be changed for future members only by enactment of a State statute. Additional information regarding the System, may be obtained by writing to the New York State Teachers' Retirement System, 10 Corporate Woods Drive, Albany, NY 12211-2395 or by referring to the NYSSTR Comprehensive Annual Financial report which can be found on the System's website at [www.nystrs.org](http://www.nystrs.org).

**Employees' Retirement System (ERS)**

The District participates in the New York State and Local Employees' Retirement System (ERS). This is a cost-sharing multiple-employer retirement system. The System provides retirement benefits as well as death and disability benefits. The net position of the System is held in the New York State Common Retirement Fund (the Fund), which was established to hold all net assets and record changes in plan net position allocated to the System. The Comptroller of the State of New York serves as the trustee of the Fund and is the administrative head of the System. System benefits are established under the provisions of the New York State Retirement and Social Security Law (RSSL). Once a public employer elects to participate in the System, the election is irrevocable. The New York State Constitution provides that pension membership is a contractual relationship and plan benefits cannot be diminished or impaired. Benefits can be changed for future members only by enactment of a State statute. The District also participates in the Public Employees' Group Life Insurance Plan (GLIP), which provides death benefits in the form of life insurance. The System is included in the State's financial report as a pension trust fund. That report, including information with regard to benefits provided, may be found at [www.osc.state.ny.us/retire/publications/index.php](http://www.osc.state.ny.us/retire/publications/index.php) or obtained by writing to the New York State and Local Retirement System, 110 State Street, Albany, NY 12244.

HUDSON CITY SCHOOL DISTRICT

NOTES TO FINANCIAL STATEMENTS (CONTINUED)

-----

**VII. Pension Plans (Continued)**

The Systems are noncontributory except for employees who joined after July 27, 1976, who contribute 3 percent of their salary for the first ten years of membership, and employees who joined on or after January 1, 2010 who generally contribute 3.0 to 3.5 percent of their salary for their entire length of service. In addition, employee contribution rates under ERS tier VI vary based on a sliding salary scale. For ERS, the Comptroller annually certifies the actuarially determined rates expressly used in computing the employers' contributions based on salaries paid during the Systems' fiscal year ending March 31. For TRS, contribution rates are established annually by the New York State Teachers' Retirement Board pursuant to Article 11 of the Education law.

Contributions for the current year and two preceding years were equal to 100 percent of the contributions required, and were as follows:

Contributions

	ERS	TRS
2018	\$676,076	\$2,005,915
2017	\$700,842	\$1,990,033
2016	\$894,082	\$2,707,836

3. Pension Liabilities, Pension Expense, and Deferred Outflows of Resources and Deferred Inflows of Resources Related to Pensions

At June 30, 2018, the District reported the following (asset)/liability for its proportionate share of the net pension (asset)/liability for each of the Systems. The net pension (asset)/liability was measured as of March 31, 2018 for ERS and June 30, 2017 for TRS. The total pension (asset)/liability used to calculate the net pension (asset)/liability was determined by an actuarial valuation. The District's proportion of the net pension (asset)/liability was based on a projection of the District's long-term share of contributions to the Systems relative to the projected contributions of all participating members, actuarially determined. This information was provided by the ERS and TRS Systems in reports provided to the District.

	<u>ERS</u>	<u>TRS</u>
Actuarial valuation date	31-Mar-18	30-Jun-17
Net pension liability/(asset)	\$408,639	(\$788,444)
District's portion of the Plan's total net pension liability	.0126614%	.103729%
Change in proportion since the prior measurement date	(.0009609%)	.010627%

HUDSON CITY SCHOOL DISTRICT

NOTES TO FINANCIAL STATEMENTS (CONTINUED)

-----

**VII. Pension Plans (Continued)**

For the year ended June 30, 2018, the District's recognized pension expense of \$571,171 for ERS and \$1,885,658 for TRS. At June 30, 2018 the District reported deferred outflows of resources and deferred inflows of resources related to pensions from the following sources:

	<u>Deferred Outflows of Resource: Deferred Inflows of Resources</u>			
	<u>ERS</u>	<u>TRS</u>	<u>ERS</u>	<u>TRS</u>
Differences between expected and actual experience	\$145,748	\$648,696	\$120,441	\$307,405
Changes of assumptions	270,962	8,022,574	0	0
Net difference between projected and actual earnings on pension plan investments	593,516	0	1,171,541	1,857,015
Changes in proportion and differences between the District's contributions and proportionate share of contributions	224,263	83,812	49,918	715,171
District's contributions subsequent to the measurement date	162,833	1,598,807	0	0
Total	<u>\$1,397,322</u>	<u>\$10,353,889</u>	<u>\$1,341,900</u>	<u>\$2,879,591</u>

District contributions subsequent to the measurement date which will be recognized as a reduction of the net pension liability in the year ended June 30, 2018. Other amounts reported as deferred outflows of resources and deferred inflows of resources related to pensions will be recognized in pension expense as follows:

	<u>ERS</u>	<u>TRS</u>
Year ended:		
2018	\$ -	\$ 85,870
2019	\$164,624	\$ 2,025,942
2020	\$128,377	\$ 1,422,329
2021	(\$272,559)	\$ 280,485
2022	(\$127,854)	\$ 1,417,910
Thereafter	\$0	\$ 642,954

HUDSON CITY SCHOOL DISTRICT

NOTES TO FINANCIAL STATEMENTS (CONTINUED)

-----

**VII. Pension Plans (Continued)**

4. Actuarial Assumptions

The total pension liability as of the measurement date was determined by using an actuarial valuation as noted in the table below, with update procedures used to roll forward the total pension liability to the measurement date. The actuarial valuations used the following actuarial assumptions:

Significant actuarial assumptions used in the valuations were as follows:

	<u>ERS</u>	<u>TRS</u>
Measurement date	March 31, 2018	June 30, 2017
Actuarial valuation date	April 1, 2017	June 30, 2016
Interest rate	7.0%	7.25%
Salary scale	3.80%	1.90%-4.72%
Decrement tables	April 1, 2010 - March 31, 2015 System's Experience	July 1, 2009 - June 30, 2014 System's Experience
Inflation rate	2.5%	2.5%

For ERS, annuitant mortality rates are based on April 1, 2010 – March 31, 2015 System’s experience with adjustments for mortality improvements based on MP-2014. For TRS, annuitant mortality rates are based on July 1, 2009 – June 30, 2014 System’s experience with adjustments for mortality improvements based on Society of Actuaries Scale AA.

For ERS, the actuarial assumptions used in the April 1, 2017 valuation are based on the results of an actuarial experience study for the period April 1, 2010 – March 31, 2015. For TRS, the actuarial assumptions used in the June 30, 2017 valuation are based on the results of an actuarial experience study for the period July 1, 2009 – June 30, 2014.

HUDSON CITY SCHOOL DISTRICT

NOTES TO FINANCIAL STATEMENTS (CONTINUED)

-----

**VII. Pension Plans (Continued)**

The long term rate of return on pension plan investments was determined using a building block method in which best estimate ranges of expected future real rates of return (expected returns net of investment expense and inflation) are developed for each major asset class. These ranges are combined to produce the long term expected rate of return by weighting the expected future real rates of return by each the target asset allocation percentage and by adding expected inflation. Best estimates of the arithmetic real rates of return for each major asset class included in the target asset allocation are summarized below:

Measurement date	<u>ERS</u>	<u>TRS</u>
	March 31, 2018	June 30, 2017
<u>Asset Type</u>	<u>%</u>	<u>%</u>
Domestic Equities	36%	35%
International Equities	14%	18%
Private Equity	10%	8%
Real Estate	10%	11%
Domestic fixed income securities	0%	16%
Global fixed income securities	0%	2%
Bonds and Mortgages	17%	8%
Short-term	0%	1%
Absolute return strategies	2%	0%
Opportunistic portfolio	3%	0%
Real Assets	3%	0%
Cash Equivalents	1%	0%
Inflation-Indexed bonds	4%	0%
High yield fixed income securities	0%	1%

5. Discount Rate

The discount rate used to calculate the total pension liability was 7.0 % for ERS and 7.25% for TRS. The projection of cash flows used to determine the discount rate assumes that contributions from plan members will be made at the current contribution rates and that contributions from employers will be made at statutorily required rates, actuarially. Based upon the assumptions, the Systems' fiduciary net position was projected to be available to make all projected future benefit payments of current plan members. Therefore the long term expected rate of return on pension plan investments was applied to all periods of projected benefit payments to determine the total pension liability.

HUDSON CITY SCHOOL DISTRICT

NOTES TO FINANCIAL STATEMENTS (CONTINUED)

-----

**VII. Pension Plans (Continued)**

6. Sensitivity of the Proportionate Share of Net Pension Asset/Liability to the Discount Rate Assumption

The following presents the District's proportionate share of the net pension asset/liability calculated using the discount rate of 7.0% for ERS and 7.25% for TRS, as well as what the District's proportionate share of the net pension (asset)/liability would be if it were calculated using a discount rate that is 1-percentage point lower (6.0% or ERS and 6.25% for TRS ) or 1-percentage point higher (8.0% for ERS and 8.25% for TRS) than the current rate :

ERS	1% Decrease <u>(6.0%)</u>	Current Assumption <u>(7.0%)</u>	1% Increase <u>(8.0%)</u>
Employer's proportionate share Of the net pension (asset) liability	\$3,091,875	\$408,639	(\$1,861,271)
TRS	1% Decrease <u>(6.25%)</u>	Current Assumption <u>(7.25%)</u>	1% Increase <u>(8.25%)</u>
Employer's proportionate share Of the net pension (asset) liability	\$13,582,560	(\$788,444)	(\$12,823,447)

7. Pension Plan Fiduciary Net Position

The components of the current-year net pension asset/(liability) of the employers as of the respective valuation dates, were as follows:

	<u>ERS</u> March 31, 2018	<u>TRS</u> June 30, 2017
Measurement date		
Employers' total pension liability	\$ 183,400,590	\$ 114,708,261,032
Plan Fiduciary Net Position	180,173,145	115,468,360,316
Employers' net pension liability/(asset)	3,227,445	(760,099,284)
Ratio of plan fiduciary net position to the Employers' total pension (asset)/liability	98.2400%	100.6600%



HUDSON CITY SCHOOL DISTRICT

NOTES TO FINANCIAL STATEMENTS (CONTINUED)

-----

**VII. Pension Plans (Continued)**

8. Payables to the Pension Plan

For ERS, employer contributions are paid annually based on the System’s fiscal year which ends on March 31<sup>st</sup>. Accrued retirement contributions as of June 30, 2018 represent the projected employer contribution for the period of April 1, 2018 through June 30, 2018 based on paid ERS wages multiplied by the employer’s contribution rate, by tier. Accrued retirement contributions as of June 30, 2018 amounted to \$162,833.

For TRS, employer and employee contributions for the fiscal year ended June 30, 2018 are paid to the System in September, October and November 2018 through a state aid intercept. Accrued retirement contributions as of June 30, 2018 represent employee and employer contributions for the fiscal year ended June 30, 2018 based on paid TRS wages multiplied by the employer’s contribution rate, by tier and employee contributions for the fiscal year as reported to the TRS System. Accrued retirement contributions as of June 30, 2018 amounted to \$1,598,807.

**VIII. Short-Term Debt Obligations**

Transactions in short-term debt for the year are summarized below:

	<u>Maturity</u>	<u>Interest Rate</u>	<u>Balance 7/1/2017</u>	<u>Issued</u>	<u>Redeemed</u>	<u>Balance 6/30/18</u>
BAN	2018	2.00%	<u>\$ -</u>	<u>\$12,250,000</u>	<u>\$12,250,000</u>	<u>\$ -</u>

Interest on short-term debt for the year was composed of:

Interest paid	<u>\$128,625</u>
---------------	------------------

HUDSON CITY SCHOOL DISTRICT

NOTES TO FINANCIAL STATEMENTS (CONTINUED)

**IX. Long-Term Debt Obligations**

Long-term liability balances and activity for the year are summarized below:

**1. Long-Term Debt Interest**

Interest paid	\$1,535,520
Less interest accrued in the prior year	(64,099)
Plus interest accrued in the current year	59,315
Amortization of premiums from refunding	<u>(401,975)</u>
Total expense	<u>\$1,128,761</u>

**2. Changes**

	Restated Balance 7/1/2017	Additions	Deletions	Balance 6/30/2018	Due Within One Year
Serial Bonds	\$ 32,020,000	\$ 15,250,000	\$ 2,335,000	\$ 44,935,000	\$ 2,925,000
Other debt	650,982	-	251,604	399,378	\$ 263,233
Compensated Absences	752,845	135,104	-	887,949	
Due to Employees' Retirement System	502,667	-	72,764	429,903	
OPEB Obligations	107,962,373	4,273,360	-	112,235,733	
Net Pension Liability- Proportionate Share	2,277,143	-	1,868,504	408,639	
Totals	<u>\$ 144,166,010</u>	<u>\$ 19,658,464</u>	<u>\$ 4,527,872</u>	<u>\$ 159,296,602</u>	

Additions and deletions to compensated absences are shown net since it is impractical to determine these amounts separately.

**Prior-Year Defeasance of Debt**

In prior years, certain general obligation bonds were defeased by placing the proceeds of new bonds in an irrevocable trust to provide for all future debt service payments on the old bonds. Accordingly, the liability for the defeased bonds and the trust account assets are not included in the financial statements.

HUDSON CITY SCHOOL DISTRICT

NOTES TO FINANCIAL STATEMENTS (CONTINUED)

-----

**IX. Long-Term Debt Obligations (Continued)**

**3. Maturity**

a. The following is a summary of the debt issued:

Purpose	Issue Date	Final Maturity	Interest Rate	Outstanding 6/30/2018
<b>Bonds:</b>				
Advanced refunding	2016	2028	2.54%	\$ 4,395,000
Advanced refunding	2016	2029	2.54%	18,505,000
Construction	2016	2024	2-5%	130,000
Construction	2016	2029	2-5.625%	3,880,000
Construction	2016	2023	2-4.75%	80,000
Construction	2016	2028	2-5%	775,000
Construction	2012	2026	1.4-4.43%	1,920,000
Construction	2018	2039	3.23%	15,250,000
				<u>\$ 44,935,000</u>
<b>Other:</b>				
Capital Lease	2005	2019	4.57%	<u>\$ 399,378</u>

b. The following is a summary of maturing principal debt service requirements:

	Year	Principal	Interest	Total
Serial Bonds:	2019	\$ 2,925,000	\$ 1,877,495	\$ 4,802,495
	2020	3,275,000	1,775,437	5,050,437
	2021	3,205,000	1,657,810	4,862,810
	2022	3,325,000	1,514,030	4,839,030
	2023	3,460,000	1,365,053	4,825,053
	2024 and thereafter	28,745,000	6,103,005	34,848,005
	Total	<u>\$ 44,935,000</u>	<u>\$ 14,292,830</u>	<u>\$ 59,227,830</u>

HUDSON CITY SCHOOL DISTRICT

NOTES TO FINANCIAL STATEMENTS (CONTINUED)

-----

**X. Other Debt**

The Hudson City School District, during 2003-2004, entered into an agreement to finance the cost of energy efficiency improvements over a fifteen year period. The unpaid balance at June 30, 2018 was \$399,378. The following is a schedule of future minimum lease payments under capital leases, together with the net present value of the minimum lease payments as of June 30, 2018.

Year Ending June 30,	General Long-Term Debt
<u>2019</u>	<u>\$ 278,511</u>
2020	139,256
Minimum Lease Payments - Capital Leases	<u>417,767</u>
Less: Amount representing interest of 4.75%	18,389
Present Value-Minimum Lease Payments	<u><u>\$ 399,378</u></u>

HUDSON CITY SCHOOL DISTRICT

NOTES TO FINANCIAL STATEMENTS (CONTINUED)

-----

**XI. Postemployment (Health Insurance) Benefits (Continued)**

**A. General Information about the OPEB Plan**

*Plan Description-* The District's defined benefit OPEB plan, provides OPEB for all permanent full-time general and public safety employees of the District. The plan is a single-employer defined benefit OPEB plan administered by the District. Article 11 of the State Compiled Statutes grants the authority to establish and amend the benefit terms and financing requirements to the District Board. No assets are accumulated in a trust that meets the criteria in Paragraph 4 of Statement 75.

*Benefits Provided-* The District provides healthcare and life insurance benefits for retirees and their dependents. The benefit terms are dependent on which contract each employee falls under. The specifics of each contract are on file at the District offices and are available upon request.

*Employees Covered by Benefit Terms-* At June 30, 2018, the following employees were covered by the benefit terms:

Inactive members or beneficiaries currently receiving benefit payments	273
Inactive members entitled to but not yet receiving benefit payments	-
Active members	<u>349</u>
Total membership	<u>622</u>

HUDSON CITY SCHOOL DISTRICT

NOTES TO FINANCIAL STATEMENTS (CONTINUED)

-----

**XI. Postemployment (Health Insurance) Benefits (Continued)**

**B. Total OPEB Liability**

The District’s total OPEB liability of \$112,235,733 was measured as of June 30, 2018, and was determined by an actuarial valuation as of that date.

*Actuarial Assumptions and Other Inputs-* The total OPEB liability in the June 30, 2018 actuarial valuation was determined using the following actuarial assumptions and other inputs, applied to all periods included in the measurement, unless otherwise specified:

Inflation	2.60%
Salary Increases	3.20%, average, including inflation
Discount Rate	3.00%
Healthcare Cost Trend Rates	7.50% for 2017, decreasing to an ultimate rate of 4.50% by 2023 and later years

The discount rate was based on the Bond Buyer General Obligation 20-year Municipal Bond Index .

Mortality rates were based on the April 1, 2010-March 31, 2015 NYSLRS experience, with adjustments for mortality improvements based on the Society of Actuaries Scale MP-2014.

The actuarial assumptions used in the June 30, 2018 valuation were based on the results of an actuarial experience study for the period April 1, 2010-March 31, 2015.

**C. Changes in the Total OPEB Liability**

Balance at June 30, 2017	<u>\$107,962,373</u>
<u>Changes for the Year</u>	
Service cost	4,106,783
Interest	3,313,504
Changes of benefit terms	-
Differences between expected and actual experience	115,211
Changes in assumptions or other inputs	-
Benefit payments	<u>(3,262,138)</u>
Net Changes	<u>4,273,360</u>
Balance at June 30, 2018	<u>\$112,235,733</u>

HUDSON CITY SCHOOL DISTRICT

NOTES TO FINANCIAL STATEMENTS (CONTINUED)

-----

**XI. Postemployment (Health Insurance) Benefits (Continued)**

**C. Changes in the Total OPEB Liability (Continued)**

Changes of assumptions and other inputs reflect a change in the discount rate from 4% in 2017 to 3% in 2018.

*Sensitivity of the Total OPEB Liability to Changes in the Discount Rate-* The following presents the total OPEB liability of the District, as well as what the District's total OPEB liability would be if it were calculated using a discount rate that is 1 percentage point lower or 1 percentage point higher than the current discount rate:

	(2.0%) 1% Decrease	(3.0%) Discount Rate	(4.0%) 1% Increase
Total OPEB Liability	<u>\$ 132,211,497</u>	<u>\$ 112,235,733</u>	<u>\$ 96,368,718</u>

*Sensitivity of the Total OPEB Liability to Changes in the Healthcare Cost Trend Rates-* The following presents the total OPEB liability of the District, as well as what the District's total OPEB liability would be if it were calculated using healthcare cost trend rates that are 1 percentage point lower or 1 percentage point higher than the current healthcare cost trend rate:

	1% Decrease	Current Healthcare Cost Trend Rates	1% Increase
Total OPEB Liability	<u>\$ 93,796,699</u>	<u>\$ 112,235,733</u>	<u>\$ 136,300,006</u>

HUDSON CITY SCHOOL DISTRICT

NOTES TO FINANCIAL STATEMENTS (CONTINUED)

**XI. Postemployment (Health Insurance) Benefits (Continued)**

**D. OPEB Expense and Deferred Outflows of Resources and Deferred Inflows of Resources Related to OPEB**

For the year ended June 30, 2018, the District recognized OPEB expense of \$4,753,335. At June 30, 2018, the District reported deferred outflows of resources and deferred inflows of resources related to OPEB from the following sources:

	Deferred Outflows of Resources	Deferred Inflows of Resources
Contributions subsequent to the measurement date	\$3,262,138	\$ -
Differences between expected and actual experience	100,052	-
Changes of assumptions or other inputs	<u>-</u>	<u>-</u>
Total	<u>\$3,362,190</u>	<u>\$ -</u>

Amounts reported as deferred outflows of resources and deferred inflows of resources related to OPEB will be recognized in OPEB expense as follows:

<u>Fiscal Year Ending June 30,</u>	<u>Amount</u>
2019	\$ 15,159
2020	15,159
2021	15,159
2022	15,159
2023	15,159
Thereafter	24,257



HUDSON CITY SCHOOL DISTRICT

NOTES TO FINANCIAL STATEMENTS (CONTINUED)

**XI. Postemployment (Health Insurance) Benefits (Continued)**

E. For the fiscal year ended June 30, 2018, the District implemented GASB Statement #75, *Accounting and Financial Reporting for Post-employment Benefits Other Than Pensions*-Amendment to GASB Statement #45. The implementation of Statement #75 resulted in the reporting of Other Post-Employment Benefits (OPEB) liabilities, expenses, deferred outflow of resources and deferred inflows of resources related to OPEB. The District's net position has been restated as follows:

Net position beginning of year, as previously stated	(\$31,188,582)
GASB Statement No. 75 implementation	
Beginning System Liability- Total OPEB Liability	(47,568,107)
Beginning deferred outflow of resources for contributions subsequent to the measurement date	3,842,165
Additional adjustment for capital assets physical inventory	<u>447,320</u>
Net position beginning of year, as restated	<u>(\$74,467,204)</u>

**XII. Commitments and Contingencies**

**A. Risk Financing and Related Insurance**

1. General Information

The Hudson City School District is exposed to various risks of loss related to torts; theft of, damage to, and destruction of assets; errors and omissions; and natural disasters. These risks are covered by commercial insurance purchased from independent third parties. Settled claims from these risks have not exceeded commercial insurance coverage for the past two years.

2. Grants

The School District has received grants, which are subject to audit by agencies of the State and Federal government. Such audits may result in disallowances and a request for a return of funds. Based on prior audits, the School District's administration believes disallowances, if any, will be immaterial.

3. Litigation

There are currently pending tax certiorari proceedings, the results of which could require the payments of future tax refunds by the School District if existing assessment rolls are modified based on the outcome of the litigation proceedings. However, the amount of these possible refunds cannot be determined at the present time.

HUDSON CITY SCHOOL DISTRICT

NOTES TO FINANCIAL STATEMENTS (CONTINUED)

**XIII. Tax Abatements**

The County of Columbia, enters into various property tax abatement programs for the purpose of economic development. The School District property tax revenue was reduced \$287,480. The District received payments in Lieu of Tax (PILOT) payment totaling \$175,832.

**XIV. Other Disclosures**

**A. Summary of Reconciliation of Governmental Funds Balance Sheet to the Statement of Net Position**

Total governmental fund balance	\$ 11,324,376
Capital assets (net)	63,641,420
Net pension asset	788,444
Deferred outflows of resources	15,113,401
Bonds payable	(44,935,000)
Other debt payable	(399,378)
Accrued interest payable	(59,315)
Net pension liability- proportionate share	(408,639)
Deferred inflows of resources	(7,990,765)
Compensated absences	(887,949)
OPEB obligations	(112,235,733)
Due to employees' retirement system	(429,903)
Total net position	<u>\$ (76,479,041)</u>

HUDSON CITY SCHOOL DISTRICT

NOTES TO FINANCIAL STATEMENTS (CONTINUED)

XIV. Other Disclosures (Continued)

**B. Reconciliation of the Statement of Revenues, Expenditures and Changes in Fund Balance to the Statement of Activities**

Net changes in fund balance – total governmental funds	\$ 6,018,918
Capital outlays are expenditures in governmental funds, but are capitalized in the Statement of Net Position	10,959,915
Depreciation is not recorded as an expenditure in the governmental funds, but is recorded in the Statement of Activities	(1,654,385)
Repayments of Long-term Debt are recorded as expenditures in the governmental funds, but are recorded as payments of liabilities in the Statement of Net Position	2,586,604
Proceeds from debt are recognized as revenue in the Governmental Funds, but not in the Statement of Activities	(15,250,000)
Interest is recognized as an expense in governmental funds when paid. For governmental activities, interest expense is recognized as it accrues. The decrease in accrued interest during 2017/18 results in less expense.	4,784
Certain revenues deferred in the Governmental Funds must be recognized in the Statement of Activities	33,314
Amortization of advanced refunding premium.	401,975
(Increases) Decreases in proportionate share of net pension asset/liability reported in the Statement of Activities do not provide for or require the use of current financial resources and therefore, are not reported as revenues or expenditures in the governmental funds:	
Teachers' Retirement System	(329,666)
Employee's Retirement System	32,379
Certain expenses in the Statement of Activities do not require the expenditure of current resources and are, therefore, not reported as expenditures in the governmental funds:	
OPEB obligations	(4,753,335)
Compensated absences	(135,104)
Employees retirement system	<u>72,764</u>
Change in Net Position – Governmental Activities	<u>(\$ 2,011,837)</u>

HUDSON CITY SCHOOL DISTRICT

NOTES TO FINANCIAL STATEMENTS (CONTINUED)

**XV. Stewardship, Compliance and Accountability**

**A. Budgetary Procedures and Budgetary Accounting**

1. Budgets

The District administration prepares a proposed budget for approval by the Board of Education for the governmental funds for which legal (appropriated) budgets are adopted. The voters of the District approved the proposed appropriation budget for the General Fund.

Appropriations are adopted at the program line item level.

Appropriations established by adoption of the budget constitute a limitation on expenditures (and encumbrances), that may be incurred. Appropriations lapse at the fiscal year end unless expended or encumbered. Encumbrances will lapse if not expended in the subsequent year. Appropriations authorized for the current year are increased by the planned use of specific reserves, and budget amendments approved by the Board of Education as a result of selected new revenue sources not included in the original budget (When permitted by law). These supplemental appropriations may occur subject to legal restrictions, if the Board approves them because of a need that exists which was not determined at the time the budget was adopted.

Budgets are adopted annually on a basis consistent with GAAP. Appropriations authorized for the year are increased by the amount of encumbrances carried forward from the prior year.

Budgets are established and used for individual capital project funds expenditures as approved by a special referendum of the District's voters. The maximum project amount authorized is based primarily upon the cost of the project, plus any requirements for external borrowings, not annual appropriations. These budgets do not lapse and are carried over to subsequent fiscal years until the completion of the projects.

Special Aid Fund and School Lunch Fund have not been included because they do not have legally authorized budgets.

HUDSON CITY SCHOOL DISTRICT

NOTES TO FINANCIAL STATEMENTS (CONTINUED)

-----

**XV. Stewardship, Compliance and Accountability (Continued)**

**A. Budgetary Procedures and Budgetary Accounting (Continued)**

2. Encumbrance accounting is used for budget control and monitoring purposes and is reported as a part of the governmental funds. Under this method, purchase orders, contracts and other commitments for the expenditure of monies are recorded to reserve applicable appropriations. Outstanding encumbrances as of year-end are presented as reservations of fund balance and do not represent expenditures or liabilities. These commitments will be honored in the subsequent period. Related expenditures are recognized at that time as the liability is incurred or the commitment is paid.
3. Section 1318 of Real Property Tax Law establishes the maximum unassigned fund balance that can be retained by a school district. The current law limits this amount to 4% of the ensuing year's budget. The District's financial statements for the year ended June 30, 2018, indicate that the unassigned fund balance is in excess of the legal limit.

**XVI. Subsequent Events**

There were no significant subsequent events to report from the period of July 1, 2018 to October 11, 2018.

HUDSON CITY SCHOOL DISTRICT  
SCHEDULE OF REVENUES COMPARED TO BUDGET- GENERAL FUND  
For Year Ended June 30, 2018

	Original Budget	Final Budget	Actual	Variance Favorable (Unfavorable)
<b>REVENUES</b>				
Local Sources				
Real property tax items	\$ 22,411,833	\$ 20,742,403	\$ 20,700,935	\$ (41,468)
Other tax items	230,000	1,899,430	1,923,652	24,222
Non-property taxes	600,000	600,000	1,020,984	420,984
Charges for services	20,000	20,000	158,827	138,827
Use of money and property	242,000	242,000	381,939	139,939
Sale of property and compensation for loss	-	-	7,893	7,893
Miscellaneous	350,000	350,000	434,918	84,918
<b>Total Local Sources</b>	<b>23,853,833</b>	<b>23,853,833</b>	<b>24,629,148</b>	<b>775,315</b>
State sources	22,462,339	22,462,339	22,314,709	(147,630)
Federal sources	250,000	250,000	213,204	(36,796)
<b>Total Revenues</b>	<b>46,566,172</b>	<b>46,566,172</b>	<b>47,157,061</b>	<b>590,889</b>
<b>Other Financing Sources</b>				
Operating transfers in	-	-	21,619	21,619
<b>Total Revenue and Other Financing Sources</b>	<b>46,566,172</b>	<b>46,566,172</b>	<b>47,178,680</b>	<b>\$ 612,508</b>
<b>Appropriated Fund Balance</b>	-	-		
<b>Appropriated Reserves</b>	-	-		
<b>Total Revenues, Other Financing Sources and Appropriated Reserves and Fund Balance</b>	<b>\$ 46,566,172</b>	<b>\$ 46,566,172</b>		

See paragraph on required supplementary information included in auditors report

HUDSON CITY SCHOOL DISTRICT  
SCHEDULE OF EXPENDITURES, OTHER USES AND ENCUMBRANCES  
COMPARED TO BUDGET- GENERAL FUND  
For Year Ended June 30, 2018

	Original Budget	Final Budget	Actual	Encumbrances	Variance Favorable (Unfavorable)
<b>EXPENDITURES</b>					
General Support					
Board of education	\$ 19,900	\$ 26,700	\$ 14,058	\$ -	\$ 12,642
Central administration	278,701	278,701	275,295	-	3,406
Finance	521,833	502,583	480,918	-	21,665
Staff	360,943	375,441	315,630	-	59,811
Central services	2,986,194	2,952,482	2,539,879	-	412,603
Special items	642,193	579,865	519,683	-	60,182
<b>Total General Support</b>	<b>4,809,764</b>	<b>4,715,772</b>	<b>4,145,463</b>	<b>-</b>	<b>570,309</b>
Instructional					
Instruction, administration and improvement	2,042,142	2,387,529	2,353,899	-	33,630
Teaching - regular school	11,338,195	11,743,214	11,703,860	-	39,354
Programs for children with handicapping conditions	6,701,840	6,111,215	6,013,956	-	97,259
Occupational education	435,996	435,996	428,351	-	7,645
Teaching - special school	150,000	85,579	19,102	-	66,477
Instructional media	674,653	768,985	763,540	-	5,445
Pupil services	1,383,103	1,546,168	1,415,327	-	130,841
<b>Total Instructional</b>	<b>22,725,929</b>	<b>23,078,686</b>	<b>22,698,035</b>	<b>-</b>	<b>380,651</b>
Pupil Transportation	2,252,846	2,408,847	2,372,919	-	35,928
Community Services	44,517	44,517	41,609	-	2,908
Employee Benefits	12,105,992	12,003,106	11,962,544	-	40,562
Debt Service					
Principal	2,746,604	2,586,604	2,586,604	-	-
Interest	1,880,520	1,622,571	1,622,571	-	-
<b>Total Expenditures</b>	<b>46,566,172</b>	<b>46,460,103</b>	<b>45,429,745</b>	<b>-</b>	<b>1,030,358</b>
<b>OTHER FINANCING USES</b>					
Operating transfers out	-	106,069	106,069	-	-
<b>Total Expenditures and Other Financing Uses</b>	<b>\$ 46,566,172</b>	<b>\$ 46,566,172</b>	<b>45,535,814</b>	<b>\$ -</b>	<b>\$ 1,030,358</b>
<b>Net change in fund balance</b>			<b>1,642,866</b>		
<b>Fund balance- Beginning</b>			<b>4,966,331</b>		
<b>Fund balance- Ending</b>			<b>\$ 6,609,197</b>		

See paragraph on required supplementary information included in auditor's report.

HUDSON CITY SCHOOL DISTRICT  
 SCHEDULE OF CHANGES IN THE TOTAL OPEB LIABILITY  
 For Year Ended June 30, 2018

	<b>2018</b>
<b>Total OPEB Liability</b>	
Service Cost at end of year	\$ 4,106,783
Interest	3,313,504
Changes of benefit terms	-
Difference between expected and actual experience	115,211
Changes of assumptions or other inputs	
Benefit payments	(3,262,138)
<b>Net change in Total OPEB Liability</b>	4,273,360
<b>Total OPEB Liability- beginning</b>	107,962,373
<b>Total OPEB Liability- ending</b>	\$ 112,235,733
<b>Covered-employee payroll</b>	21,122,935
<b>Total OPEB Liability as a percentage of covered-employee payroll</b>	531.35%

See paragraph on required supplementary information included in auditor's report



HUDSON CITY SCHOOL DISTRICT  
SCHEDULE OF THE DISTRICT'S PROPORTIONATE SHARE OF THE NET PENSION ASSET/LIABILITY  
June 30, 2018  
-----

<i>Teachers' Retirement System</i>			
	2018	2017	2016
District 's proportion of the net pension asset/liability	.103729%	.093102%	.094642%
District's proportionate share of the net pension (asset)/liability	\$ (788,444)	\$ 997,161	\$ 9,830,254
District's covered-employee payroll	\$ 16,707,477	\$ 16,804,067	\$ 14,494,469
District's proportionate share of the net pension asset/liability as a percentage of its covered-employee payroll	4.70%	5.93%	67.80%
Plan fiduciary net position as a percentage of the total pension liability	100.66%	99.01%	110.46%
<i>Employees' Retirement System</i>			
	2018	2017	2016
District 's proportion of the net pension liability	.0126614%	.0136223%	.0139349%
District's proportionate share of the net pension liability	\$ 408,639	\$ 1,279,982	\$ 2,236,586
District's covered-employee payroll	\$ 4,592,806	\$ 4,014,798	\$ 4,048,378
District's proportionate share of the net pension liability as a percentage of its covered-employee payroll	8.90%	31.88%	55.20%
Plan fiduciary net position as a percentage of the total pension liability	98.24%	94.70%	90.70%

See paragraph on required supplementary information included in auditor's report.

HUDSON CITY SCHOOL DISTRICT  
SCHEDULE OF DISTRICT CONTRIBUTIONS  
June 30, 2018  
-----

	<u>Teachers' Retirement System</u>		
	<u>2018</u>	<u>2017</u>	<u>2016</u>
Contractually required contribution	\$ 1,598,807	\$ 1,969,437	\$ 1,990,058
Contributions in relation to the contractually required contribution	<u>1,598,807</u>	<u>1,969,437</u>	<u>1,990,058</u>
Contribution deficiency (excess)	<u>\$ -</u>	<u>\$ -</u>	<u>\$ -</u>
District's covered-employee payroll	<u>\$ 16,707,477</u>	<u>\$ 16,804,067</u>	<u>\$ 14,494,469</u>
Contributions as a percentage of covered employee payroll	9.60%	11.72%	13.73%

	<u>Employees' Retirement System</u>		
	<u>2018</u>	<u>2017</u>	<u>2016</u>
Contractually required contribution	\$ 676,076	\$ 700,842	\$ 894,082
Contributions in relation to the contractually required contribution	<u>676,076</u>	<u>700,842</u>	<u>894,082</u>
Contribution deficiency (excess)	<u>\$ -</u>	<u>\$ -</u>	<u>\$ -</u>
District's covered-employee payroll	<u>\$ 4,592,806</u>	<u>\$ 4,014,798</u>	<u>\$ 4,048,378</u>
Contributions as a percentage of covered employee payroll	14.72%	17.46%	22.10%

See paragraph on required supplementary information included in auditor's report.

HUDSON CITY SCHOOL DISTRICT  
 SCHEDULE OF CHANGE FROM ORIGINAL BUDGET TO FINAL BUDGET AND  
 THE REAL PROPERTY TAX LIMIT  
 For Year Ended June 30, 2018

-----

**CHANGE FROM ORIGINAL BUDGET TO FINAL BUDGET**

<b>Original Budget</b>	\$ 46,566,172
<b>Additions:</b>	-
 <b>Final Budget</b>	 \$ 46,566,172

**SECTION 1318 OF REAL PROPERTY TAX LAW LIMIT CALCULATION**

2018-19 Voter-approved Expenditure Budget	\$ 48,769,728
Maximum allowed (4% of 2018-2019 Budget)	\$ 1,950,789

General Fund Fund Balance Subject to Section 1318 of Real Property Tax Law\*:

Unrestricted fund balance:	
Committed fund balance	\$ -
Assigned fund balance	500,000
Unassigned fund balance	2,355,073
Total unrestricted fund balance	\$ 2,855,073

Less:	
Appropriated fund balance	500,000
Encumbrances included in committed and assigned fund balance	-
Total adjustments	\$ 500,000

General Fund Fund Balance Subject to Section 1318 of Real Property Tax Law	\$ 2,355,073
--	--------------

Actual percentage	4.8%
-------------------	------

\* Per Office of the State Comptroller's "Fund Balance Reporting and Governmental Fund Type Definitions", Updated April 2011 (originally Issued November 2010), the portion of General Fund Fund Balance subject to Section 1318 of the Real Property Tax Law is: unrestricted fund balance (i.e., the total of the committed, assigned and unassigned classifications), minus appropriated fund balance, amounts reserved for insurance recovery, amounts reserved for tax reduction, and encumbrances included in committed and assigned fund balance.

HUDSON CITY SCHOOL DISTRICT  
 SCHEDULE OF PROJECT EXPENDITURES- CAPITAL PROJECTS FUND  
 For Year Ended June 30, 2018

-----

PROJECT TITLE	Original Budget	Revised Budget	Expenditures			Unexpended Balance	Proceeds of Obligations	Methods of Financing			Fund Balance June 30, 2018
			Prior Years	Current Year	Total			State Aid	Local Sources	Total	
Districtwide Project	\$ 19,995,000	\$ 19,995,000	\$ 1,964,597	\$ 10,954,270	\$ 12,918,867	\$ 7,076,133	\$ 15,250,000	\$ -	\$ 1,950,000	\$ 17,200,000	\$ 4,281,133

See paragraph on required supplementary information included in auditor's report.

HUDSON CITY SCHOOL DISTRICT  
 SCHEDULE OF INVESTMENT IN CAPITAL ASSETS, NET OF RELATED DEBT  
 FOR THE YEAR ENDED JUNE 30, 2018

-----

Capital assets, net		\$ 63,641,420
Deduct:		
Short-term capital lease payable	\$ 263,233	
Long-term capital lease payable	136,145	
Short-term portion of bonds payable	2,925,000	
Long-term portion of bonds payable	42,010,000	
less: unspent portion of bond proceeds	<u>(4,281,133)</u>	<u>41,053,245</u>
Net investment in capital assets		<u><u>\$ 22,588,175</u></u>

See paragraph on required supplementary information included in auditor's report.

# RAYMOND G. PREUSSER, CPA, P.C.

Certified Public Accountants

P.O. Box 538

Claverack, New York 12513

Telephone: (518) 851-6650

Fax: (518) 851-6675

www.rgpreusser-cpa.com

## INDEPENDENT AUDITOR'S REPORT ON INTERNAL CONTROL OVER FINANCIAL REPORTING AND ON COMPLIANCE AND OTHER MATTERS BASED ON AN AUDIT OF FINANCIAL STATEMENTS PERFORMED IN ACCORDANCE WITH *GOVERNMENT AUDITING STANDARDS*

To the Board of Education of the  
Hudson City School District:

We have audited, in accordance with auditing standards generally accepted in the United States of America and the standards applicable to financial audits contained in *Government Auditing Standards*, issued by the Comptroller General of the United States, the financial statements of the governmental activities, each major fund and the fiduciary funds of the Hudson City School District as of and for the year ended June 30, 2018, and the related notes to the financial statements which collectively comprise the District's basic financial statements and have issued our report thereon dated October 11, 2018.

### **Internal Control Over Financial Reporting**

In planning and performing our audit of the financial statements, we considered Hudson City School District's internal control over financial reporting (internal control) to determine the audit procedures that are appropriate in the circumstances for the purpose of expressing our opinions on the financial statements, but not for the purpose of expressing an opinion on the effectiveness of Hudson City School District's internal control. Accordingly, we do not express an opinion on the effectiveness of Hudson City School District's internal control.

A *deficiency in internal control* exists when the design or operation of a control does not allow management or employees, in the normal course of performing their assigned functions, to prevent, or detect and correct, misstatements on a timely basis. A *material weakness* is a deficiency, or a combination of deficiencies, in internal control, such that there is a reasonable possibility that a material misstatement of the entity's financial statements will not be prevented, or detected and corrected on a timely basis. A *significant deficiency* is a deficiency, or a combination of deficiencies, in internal control that is less severe than a material weakness, yet important enough to merit attention by those charged with governance.

Our consideration of internal control was for the limited purpose described in the first paragraph of this section and was not designed to identify all deficiencies in internal control that might be material weaknesses or, significant deficiencies. Given these limitations, during our audit we did not identify any deficiencies in internal control that we consider to be material weaknesses. However, material weaknesses may exist that have not been identified.

## Compliance and Other Matters

As part of obtaining reasonable assurance about whether the Hudson City School District's financial statements are free of material misstatement, we performed tests of its compliance with certain provisions of laws, regulations, contracts and grant agreements, noncompliance with which could have a direct and material effect on the determination of financial statement amounts. However, providing an opinion on compliance with those provisions was not an objective of our audit and, accordingly, we do not express such an opinion. The results of our tests disclosed no instances of noncompliance or other matters that are required to be reported under *Government Auditing Standards*. We noted certain other matters that we have reported to the Board of Education, Audit Committee and Management in our accompanying management letter.

## Purpose of This Report

The purpose of this report is solely to describe the scope of our testing of internal control and compliance and the results of that testing, and not to provide an opinion on the effectiveness of the entity's internal control or on compliance. This report is an integral part of an audit performed in accordance with *Government Auditing Standards*, in considering the entity's internal control and compliance. Accordingly, this communication is not suitable for any other purpose.

*Raymond G. Preusser, CPA, PC*

Claverack, New York  
October 11, 2018

**RAYMOND G. PREUSSER, CPA, P.C.**

Certified Public Accountants

P.O. Box 538

Claverack, New York 12513

Telephone: (518) 851-6650

Fax: (518) 851-6675

To the Board of Education of the  
Hudson City School District:

In planning and performing our audit of the financial statements of the governmental activities, each major fund, and the fiduciary funds of the Hudson City School District as of and for the year ended June 30, 2018, in accordance with auditing standards generally accepted in the United States of America, we considered the Hudson City School District's internal control over financial reporting (internal control) as a basis for designing our auditing procedures for the purpose of expressing our opinion on the financial statements, but not for the purpose of expressing an opinion on the effectiveness of the Hudson City School District's internal control. Accordingly, we do not express an opinion on the effectiveness of the Hudson City School District's internal control.

A deficiency in internal control exists when the design or operation of a control does not allow management or employees, in the normal course of performing their assigned functions, to prevent, or detect and correct misstatements on a timely basis. A material weakness is a deficiency, or combination of deficiencies in internal control, such that there is a reasonable possibility that a material misstatement of the entity's financial statements will not be prevented, or detected and corrected on a timely basis.

Our consideration of internal control was for the limited purpose described in the first paragraph and was not designed to identify all deficiencies in internal control that might be significant deficiencies or material weaknesses, and, therefore, there can be no assurance that all such deficiencies have been identified. We did not identify any deficiencies in internal control that we consider to be material weaknesses.

During our audit, we noted certain matters involving the internal control and other operational matters that are presented for your consideration. This letter does not affect our report dated October 11, 2018 on the financial statements of the Hudson City School District. We will review the status of these comments during our next audit engagement. Our comments and recommendations, all of which have been discussed with appropriate members of management, are intended to improve the internal control or result in other operating efficiencies.



We will be pleased to discuss these comments in further detail at your convenience, perform any additional study of these matters, or assist you in implementing the recommendations. Our comments are summarized as follows:

Other Matters:

Fund Balance

Section 1318 of Real Property Tax Law establishes the maximum unassigned fund balance that can be retained by a school district. The current law limits this amount to 4% of the ensuing year's budget. The district's financial statements for the year ended June 30, 2018 indicate that the unassigned fund balance is in excess of the legal limit.

Interfund Transactions

Advances between funds are designed to be temporary in nature and should be repaid as soon as funds are available.

During our audit, we noted the General Fund, Special Aid Fund, School Lunch Fund, Capital Fund and Trust and Agency Fund were indebted to funds and had funds available to repay a portion or all of the advances.

We recommend that interfund loans be reviewed regularly and the advances be repaid when available.

This communication is intended solely for the information and use of the Board of Education, management, the audit committee, the New York State Education Department and federal awarding agencies and pass-through entities and is not intended to be and should not be used by anyone other than these specified parties.

We would like to acknowledge the Business Office personnel for their courtesies received during the course of our audit.

Very truly yours,  
RAYMOND G. PREUSSER, CPA, P.C.



Scott R. Preusser